

Public Document Pack



Neuadd y Sir
Y Rhadyr
Brynbuga
NP15 1GA

Dydd Mercher, 18 Hydref 2017

Hysbysiad o gyfarfod

Pwyllgor Craffu Plant a Phobl Ifanc

Dydd Iau, 26ain Hydref, 2017 at 10.00 am
The Council Chamber, County Hall, The Rhadyr, Usk, NP15 1GA

AGENDA

BYDD CYFARFOD CYN I AELODAU'R PWYLLGOR 30 COFNODION CYN I'R CYCHWYN Y CYFARFOD

Eitem ddim	Eitem	Tudalennau
1.	Ymddiheuriadau am absenoldeb.	
2.	Datganiadau o Fuddiant.	
3.	Fforwm Agored i'r Cyhoedd.	
4.	Cadarnhau cofnodion y cyfarfod blaenorol a gynhaliwyd ar 14 Medi 2017.	1 - 16
5.	Adroddiadau Perfformiad Ysgolion (Adroddiad Trosolwg Gwasanaeth Cyflawni Addysg ynghyd â dadansoddiad Cyngor Sir Fynwy).	17 - 34
5.1.	Cyfnod Sylfaen.	35 - 44
5.2.	Cyfnod Allweddol 2.	45 - 54
5.3.	Cyfnod Allweddol 3.	55 - 62
5.4.	Dadansoddiad o Rywedd a Phrydau Ysgol am Ddim (i ddilyn).	
6.	Adroddiad Perfformiad Ysgolion: Plant sy'n Derbyn Gofal (Perfformiad 2016/17).	63 - 70
7.	Adolygiad Anghenion Dysgu Ychwanegol (Cyflwyniad).	
8.	Rhestr o gamau gweithredu sy'n codi o'r cyfarfod blaenorol.	71 - 72

9.	Rhaglen mae plant a phobl ifanc Pwyllgor Dethol ymlaen yn ei waith.	73 - 76
10.	Cyngor a chabinet busnes-y blaengynllun.	77 - 94
11.	Cadarnhau dyddiad ac amser y cyfarfod nesaf sef 7 Rhagfyr 2017, 10.00am (blaen-gyfarfod 9.30am).	

Paul Matthews

Prif Weithredwr

CYNGOR SIR FYNWY

MAE CYFANSODDIAD Y PWYLLGOR FEL SY'N DILYN:

Cynghorwyr Sir:

M.Groucutt
L.Jones
L.Brown
D. Jones
M.Lane
M. Powell
T.Thomas
J.Watkins
S. Woodhouse

Dr. A. Daly Church in Wales)
M Fowler (Parent Governor Representative)
Vacancy (Catholic Church)
K Plow (Association of School Governors)

Gwybodaeth Gyhoeddus

Mynediad i gopiâu papur o agendâu ac adroddiadau

Gellir darparu copi o'r agenda hwn ac adroddiadau perthnasol i aelodau'r cyhoedd sy'n mynychu cyfarfod drwy ofyn am gopi gan Gwasanaethau Democrataidd ar 01633 644219. Dylid nodi fod yn rhaid i ni dderbyn 24 awr o hysbysiad cyn y cyfarfod er mwyn darparu copi caled o'r agenda hwn i chi.

Edrych ar y cyfarfod ar-lein

Gellir gweld y cyfarfod ar-lein yn fyw neu'n dilyn y cyfarfod drwy fynd i www.monmouthshire.gov.uk neu drwy ymweld â'n tudalen Youtube drwy chwilio am MonmouthshireCC. Drwy fynd i mewn i'r ystafell gyfarfod, fel aelod o'r cyhoedd neu i gymryd rhan yn y cyfarfod, rydych yn caniatáu i gael eich ffilmio ac i ddefnydd posibl y delweddau a'r recordiadau sain hynny gan y Cyngor.

Y Gymraeg

Mae'r Cyngor yn croesawu cyfraniadau gan aelodau'r cyhoedd drwy gyfrwng y Gymraeg neu'r Saesneg. Gofynnwn gyda dyledus barch i chi roi 5 diwrnod o hysbysiad cyn y cyfarfod os dymunwch siarad yn Gymraeg fel y gallwn ddarparu ar gyfer eich anghenion.

Nodau a Gwerthoedd Cyngor Sir Fynwy

Cymunedau Cynaliadwy a Chryf

Canlyniadau y gweithiwn i'w cyflawni

Neb yn cael ei adael ar ôl

- Gall pobl hŷn fyw bywyd da
- Pobl â mynediad i dai addas a fforddiadwy
- Pobl â mynediad a symudedd da

Pobl yn hyderus, galluog ac yn cymryd rhan

- Camddefnyddio alcohol a chyffuriau ddim yn effeithio ar fywydau pobl
- Teuluoedd yn cael eu cefnogi
- Pobl yn teimlo'n ddiogel

Ein sir yn ffynnu

- Busnes a menter
- Pobl â mynediad i ddysgu ymarferol a hyblyg
- Pobl yn diogelu ac yn cyfoethogi'r amgylchedd

Ein blaenoriaethau

- Ysgolion
- Diogelu pobl agored i niwed
- Cefnogi busnes a chreu swyddi
- Cynnal gwasanaethau sy'n hygyrch yn lleol

Ein gwerthoedd

- **Bod yn agored:** anelwn fod yn agored ac onest i ddatblygu perthnasoedd ymddiriedus
- **Tegwch:** anelwn ddarparu dewis teg, cyfleoedd a phrofiadau a dod yn sefydliad a adeiladwyd ar barch un at y llall.
- **Hyblygrwydd:** anelwn fod yn hyblyg yn ein syniadau a'n gweithredoedd i ddod yn sefydliad effeithlon ac effeithiol.
- **Gwaith tîm:** anelwn gydweithio i rannu ein llwyddiannau a'n methiannau drwy adeiladu ar ein cryfderau a chefnogi ein gilydd i gyflawni ein nodau.

Public Document Pack Agenda Item 4

MONMOUTHSHIRE COUNTY COUNCIL

Minutes of the meeting of Children and Young People Select Committee held at The Council Chamber, Council Chamber, County Hall, The Rhadyr, Usk, NP15 1GA on Thursday, 14th September, 2017 at 9.30 am

PRESENT: County Councillor M. Groucutt (Chairman)
County Councillor L. Jones (Vice Chairman)

County Councillors: L. Brown, M. Lane, M. Powell, T. Thomas and J. Watkins

County Councillors: P. Jones, D. Blakebrough, A. Easson, R. Edwards, R. Harris, P. Pavia, J. Pratt and V. Smith attended the meeting by invitation of the Chairman.

Added Members:

Dr. A. Daly - Church in Wales
M Fowler (Parent Governor Representative)

OFFICERS IN ATTENDANCE:

Claire Marchant	Chief Officer Social Care, Health & Housing
Will McLean	Chief Officer for Children and Young People
Jane Rodgers	Head of Children's Services
Nikki Wellington	Finance Manager
Tyrone Stokes	Finance Manager
Mark Howcroft	Assistant Head of Finance
Paula Harris	Democratic Services Officer
Richard Williams	Democratic Services Officer

ALSO IN ATTENDANCE:

Ms. P. Vernon - Welsh Government Health and Social Services Group
Ms. L. Summers - Welsh Government Health and Social Services Group

APOLOGIES:

County Councillors: D. Jones, R. John, S. Howarth, J. Treharne and S. Woodhouse.

Mr. K Plow (Association of School Governors).

1. Declarations of Interest

County Councillor M. Groucutt declared a personal, non-prejudicial interest pursuant to the Members' Code of Conduct in respect of agenda item 8 – 21st Century Schools Programme – Strategic Outline Programme (SOP) Band B Update, as he is a governor of King Henry VIII Comprehensive School.

MONMOUTHSHIRE COUNTY COUNCIL

Minutes of the meeting of Children and Young People Select Committee held at The Council Chamber, Council Chamber, County Hall, The Rhadyr, Usk, NP15 1GA on Thursday, 14th September, 2017 at 9.30 am

Country Councillor R. Harris declared a personal, non-prejudicial interest pursuant to the Members' Code of Conduct in respect of agenda item 8 – 21st Century Schools Programme – Strategic Outline Programme (SOP) Band B Update, as he is a member of the 21st Century School Board.

County Councillor A. Easson declared a personal, non-prejudicial interest pursuant to the Members' Code of Conduct in respect of the urgent item of business regarding a presentation - White Paper: Services fit for the future - Quality and Governance in health and care in Wales, as he is a member of the Community Health Council (CHC).

County Councillor M. Powell declared a personal, non-prejudicial interest pursuant to the Members' Code of Conduct in respect of agenda item 8 – 21st Century Schools Programme – Strategic Outline Programme (SOP) Band B Update, as she is a governor of King Henry VIII Comprehensive School.

County Councillor L. Brown declared a personal, non-prejudicial interest pursuant to the Members' Code of Conduct in respect of agenda item 8 – 21st Century Schools Programme – Strategic Outline Programme (SOP) Band B Update, as she is a Chepstow area Member.

County Councillor P. Pavia declared a personal, non-prejudicial interest pursuant to the Members' Code of Conduct in respect of agenda item 5.1 Revenue and Capital Monitoring 2017/18 Outturn Statement, as he is a governor of St. Mary's R.C. Primary School.

Dr. A. Daly declared a personal, non-prejudicial interest pursuant to the Members' Code of Conduct in respect of agenda item 8 – 21st Century Schools Programme – Strategic Outline Programme (SOP) Band B Update, as she is the Diocesan Director of Education and church schools are her work interest.

County Councillor V. Smith declared a personal, non-prejudicial interest pursuant to the Members' Code of Conduct in respect of the urgent item of business regarding a presentation - White Paper: Services fit for the future - Quality and Governance in health and care in Wales, as she is a member of the Community Health Council (CHC).

2. Public Open Forum

There were no members of the public in attendance.

3. Minutes:

3.1. Children and Young People Select Committee minutes dated 11th July 2017

The minutes of the Children and Young People Select Committee dated 11th July 2017 were confirmed and signed by the Chair.

MONMOUTHSHIRE COUNTY COUNCIL

Minutes of the meeting of Children and Young People Select Committee held at The Council Chamber, Council Chamber, County Hall, The Rhadyr, Usk, NP15 1GA on Thursday, 14th September, 2017 at 9.30 am

3.2. Joint Select Committee Minutes dated 24th July 2017

We received and noted the minutes of the Joint Select Committee dated 24th July 2017.

In doing so, it was agreed that the following amendment should be added to Minute 6 - Future Monmouthshire: Proposed new delivery model for tourism, leisure culture and youth services - Under sub heading Member Scrutiny, add the following:

Concern was raised regarding non – executive directors and whether they should be Council Members or not.

4. Actions arising from the previous meeting

We received and noted the list of actions that had been completed arising from the Children and Young People Select Committee meeting held on 11th July 2017.

5. Children and Young People Select Committee Forward Work Programme

We received and noted the Select Committee's forward work plan.

6. Council and Cabinet Business - Forward Plan

We received the Council and Cabinet Business Forward Work Plan. In doing so the following points were noted:

- Cabinet - 1st November 2017: Alternative Delivery Model – A Joint Select Committee meeting, consisting of the four select committees and the trade union representatives, had been held regarding this matter in which scrutiny had been undertaken. Members had been encouraged to forward their comments to the Head of Tourism Leisure Culture & Youth. However, County Councillor Easson had forwarded his comments to the officer but had yet to receive a response. This matter would be investigated with a view to obtaining a response.
- Review of 20th Century Schools - this matter will be brought to the Children and Young People Select Committee for scrutiny when the pertinent information is available.

7. Urgent Item of Business

The Chairman agreed to take to the following urgent item of business due to limited availability of Welsh Government representatives to present the White Paper to the Council as part of the Welsh Government's consultation process.

MONMOUTHSHIRE COUNTY COUNCIL

Minutes of the meeting of Children and Young People Select Committee held at The Council Chamber, Council Chamber, County Hall, The Rhadyr, Usk, NP15 1GA on Thursday, 14th September, 2017 at 9.30 am

8. White Paper: Services fit for the future - Quality and Governance in health and care in Wales

Context:

To scrutinise the White Paper: Services fit for the future – Quality and Governance in health and care in Wales.

Key Issues:

The Select Committee received a presentation by representatives of Welsh Government regarding the White Paper: Services fit for the future – Quality and Governance in health and care in Wales. All Members of the Council were invited to attend the Select Committee meeting to undertake scrutiny in respect of this issue.

Member Scrutiny:

Following the presentation, a question and answer session ensued. In doing so, the following points were noted:

- The Health Board had raised concerns regarding how new duties might be enforced.
- There is no intention for the NHS to become the dominant partner. The White Paper is looking to build on what is already legislation, i.e., partners equally working together. It is about facilitating the culture in order for health boards to work more closely with social services and local authorities.
- Local Health Boards already have duties for citizens' engagement but the White Paper wants to future proof these arrangements by making them more effective.
- Any legislative changes that might result from the White Paper will result in all costs being set out and when the bill is introduced, that document will be laid with it. Engagement with key partners will be undertaken regarding this matter at the appropriate time.
- Transparency already exists with open meetings of Health Boards. However, it was acknowledged that there is still some way to go to improve this. A system has been in place since 2011 entitled 'Putting things right' which seeks to resolve issues fairly and openly.
- There is a requirement for local Authority representation on health boards and this will continue, going forward. The current representation consists of an elected Member and Director of Social Services on the health board.
- One of the key challenges is to strengthen the citizens' voice but at the same time, not lose local representation and local links. The proposals in the White Paper seek to invest statutory function in the national body but give it a

MONMOUTHSHIRE COUNTY COUNCIL

Minutes of the meeting of Children and Young People Select Committee held at The Council Chamber, Council Chamber, County Hall, The Rhadyr, Usk, NP15 1GA on Thursday, 14th September, 2017 at 9.30 am

significant amount of freedom to decide how to operate locally. Depending on the results of the consultation, Welsh Government will have to look at whether this is right and whether something important might be lost.

- The Organisation for Economic Co-operation and Development (OECD) report looked at all four UK nations and the quality of the health services. No one service is performing better than the others. All services have their good points, as well as having their weaknesses. The Wales service is very well placed to take advantage of the building blocks already in place in integrated health boards to make a difference in outcomes for the population of Wales. However, there is a balance that needs to be adhered to in terms of the centralised powers that exist, as opposed to local powers that exist.
- Currently, the duty of candour does not exist in Wales. However, there exists a form of duty of candour which refers to the concerns, complaints and redress regulations which has significantly helped in being more open when things go wrong. However, the White Paper will be wider, providing a cultural openness and transparency that will be imbedded across the whole of the service.
- Broadly, the English health boards are composed in the same way as in Wales. In Wales, we are currently doing something different in which the English health boards are not currently looking at.
- A definitive time for the legislation is not currently available as the First Minister has taken a decision to only announce one year of the legislative programme at a time. This is partly due to Brexit.
- There is nothing in the White Paper which will have a major impact on cross border issues. Community Health Councils (CHCs) have their own patients in Wales, which is the same in England. However, the border is an issue, as the two different systems come together and they are not always synchronised. A protocol has existed for dealing with cross border arrangements for a number of years which is in the process of being revised due to arrangements in England necessitating that.
- In response to concerns raised regarding the CHCs, it was noted that in terms of independence and patients concerns being heard locally, this will continue to be undertaken. The intention of the White Paper is to strengthen the process and the views expressed by the public will need to be taken into account. CHC Members have already written to the Welsh Government regarding the White Paper which will be considered as part of the consultation process.
- It was noted that there is a need for patient participation groups to be included in the White Paper, which are standard in England.
- The Citizen's Voice would be an independent body and the Scottish Health Council is a model that could be examined. By changing the CHCs to a new

MONMOUTHSHIRE COUNTY COUNCIL

Minutes of the meeting of Children and Young People Select Committee held at The Council Chamber, Council Chamber, County Hall, The Rhadyr, Usk, NP15 1GA on Thursday, 14th September, 2017 at 9.30 am

model, this would help strengthen the existing process. Independent scrutiny is a vital part of this role.

Committee's Conclusion:

- On behalf of the Select Committee, the Chair thanked the Welsh Government representatives for providing a presentation regarding the White Paper, he also thanked the two CHC representatives and all Members present for their comments.
- The closing date for a formal response from the County Council is the 29th September 2017.
- The Cabinet Member will therefore respond to Welsh Government in respect of the White Paper via an Individual Cabinet Member Decision, taking into account the views expressed by Members at today's meeting.

9. Revenue and Capital Monitoring 2017/18 Outturn Statement

Context:

To scrutinise the revenue and capital outturn positions based on activity data at month 2.

Recommendations proposed to Cabinet:

- That Members consider a net revenue outturn overspend of £164,000.
- Members consider a capital outturn spend, forecast by service managers to agree with the budget.
- Members note that the low level of earmarked reserves, which will severely reduce the flexibility the Council has in meeting the financial challenges of reducing settlements and consequent need to re-design services.
- Members note the significant forecast reduction in the overall school balance at the end of 2017/18 and supports the continuing work with schools to ensure that the Council's Fairer Funding scheme requirements are met and that the overall schools balance reverts to positive position at the earliest opportunity.

Member Scrutiny:

- Concern was expressed regarding the number of schools across the County currently carrying a negative budget. In response, it was noted that across

MONMOUTHSHIRE COUNTY COUNCIL

Minutes of the meeting of Children and Young People Select Committee held at The Council Chamber, Council Chamber, County Hall, The Rhadyr, Usk, NP15 1GA on Thursday, 14th September, 2017 at 9.30 am

Wales secondary school balances are reducing and primary school balances are being maintained. There is a pressure around examination fees in secondary schools and there has been a reduction in Post 16 funding from Welsh Government. This has had a negative effect on some schools' balances. Officers are working with schools regarding recovery plans with a view to allowing the schools to recover but to be able to maintain standards.

- Chepstow Comprehensive School had been in debt to the sum of £400,000 four years ago but had now recovered over this period and was now carrying a surplus budget.
- Last year the Authority received late notification from Welsh Government regarding a reduction in Post 16 funding. For Monmouth Comprehensive School this equated to a reduction of £216,000 which comprised of 60% of the school's deficit budget. 28% of King Henry VIII Comprehensive School's budget was caused by the reduction in this grant. These reductions in schools' budgets fell outside of the management of schools. Officers are working with these schools with a view to undertaking a rapid recovery path with regard to their finances.
- In terms of the overall deficit position of Monmouthshire's schools, Monmouth Comprehensive and King Henry VIII Comprehensive schools make up the most significant element of this issue.
- With regard to Additional Learning Needs (ALN), a wide ranging review of ALN has been undertaken over the previous 12 months. That report, with the case for some financial changes, will be presented to the Children and Young People Select Committee in October 2017.
- Via the ALN review, the Authority is looking to ensure that interventions are early, in the main stream, that there are effective resource bases in the north and south of the County that pupils are able to access easily. Also, to provide more significant interventions higher up the levels of intervention that will preclude the Authority from having to send the children out of County. The most pressing need is around speech and language. New units are being looked at in the north of the County. An ALN regional advisor will be appointed shortly.
- In terms of surplus places there are challenges across the County. As at January 2017, the Chepstow whole cluster had 14% surplus places, of which 10% of that total were in the primary sector. The Authority is working with its schools and with governing bodies to ensure that the challenges of surplus places are being addressed. More regional working will take place in due course when the pressures are fully understood.
- The work of the business managers has been very good in Chepstow. The Authority has looked to support two of its clusters of schools in a pilot phase around how business managers can help all schools and this is happening in the Chepstow and Abergavenny clusters. The Welsh Government Cabinet Secretary has announced a package of funding for this across Wales. All four of

MONMOUTHSHIRE COUNTY COUNCIL

Minutes of the meeting of Children and Young People Select Committee held at The Council Chamber, Council Chamber, County Hall, The Rhadyr, Usk, NP15 1GA on Thursday, 14th September, 2017 at 9.30 am

Monmouthshire's clusters will be involved in this and the Authority is match funding the Welsh Government Grant to ensure that this takes place.

Committee's Conclusion:

- We support the recommendations proposed to Cabinet.
- Issues were raised regarding budget pressures as a result of inflation.
- Issues regarding surplus places were discussed.
- The need to ensure that provision for pupils with Additional Learning Needs (ALN) are not penalised as a result of budgetary pressures were discussed.

10. Fair Funding Regulations (Scheme for Financing Schools)

Context:

To scrutinise details of the current breach in the Fair Funding (Scheme for Financing Schools) Regulations and actions to address this and to seek exception for the financial year 2017-18.

Key Issues:

The Fair Funding (Scheme for Financing Schools) is the funding framework in which schools and the Local Authority operate, and is based on the legislative provisions in Section 45-53 of the School Standards and Framework Act 1998.

In line with the timescales outlined in the Fair Funding Regulations, the Local Authority received all school budgets approved by the governing body by 31st May 2017. On receipt of these, the Section 151 Officer was informed that collectively, schools were reporting a deficit of £608,000.

Primary schools reported a surplus of £74,000, whilst secondary schools reported a deficit of £667,000 and the special school and pupil referral unit a deficit of £15,000. With regard to the deficit in secondary schools, there have been particular circumstances which have contributed to this issue including the late notification of post 16 funding reductions from Welsh Government.

School balances on the 1st April 2017 stood at a surplus of £269,000 and the collective reserve use during the year is anticipated to be £877,000. Schools have been made aware of the cumulative deficit position and are working together to both minimise the anticipated spend in year but also to try and maintain surplus budgets where they exist.

MONMOUTHSHIRE COUNTY COUNCIL

Minutes of the meeting of Children and Young People Select Committee held at The Council Chamber, Council Chamber, County Hall, The Rhadyr, Usk, NP15 1GA on Thursday, 14th September, 2017 at 9.30 am

The actions that the Local Authority has put in place are detailed below:

- Immediate work with all schools has ensured that the month 2 report details an improvement in the school balances of £180,000.
- All schools with a significant deficit have met with the Chief Officer for Children and Young People and relevant Finance officers. At these meetings the schools have outlined how they are intending to recover from the deficit with timescales.
- All recovery plans will be monitored on a monthly basis and head teachers and Governing Bodies are held to account to ensure all the savings will be made.
- Where applicable, the Cabinet Members for Finance and Children and Young People will meet with schools in the autumn term of 2017 to gain reassurance and an understanding of each recovery plan.
- Hereford College presents a significant challenge to the north of the County and is drawing students away from Monmouthshire. As an Authority, we are ensuring that we have the best teaching and learning that can be provided in Monmouthshire's schools with a range of subjects being offered to students. Post 16 provision is a real area of focus for the Authority now and in the coming years. With the four secondary schools in Monmouthshire working more closely together their strengths can be recognised and economies of scale with regard to the provision of the post 16 curriculum can be identified also.

Member Scrutiny:

- Post 16 grant comes directly from Welsh Government which goes to Monmouthshire's secondary schools for the teaching of A levels. In previous years, Welsh Government has informed the Authority as to how much of this grant should be given to each of the four secondary schools within the County. However, in recent years, this was set aside by Welsh Government allowing the Authority to develop its own formula which was mainly based on pupil numbers. When delegating the funding to the Authority, Welsh Government uses a formula and the Authority is looking to mirror that formula when allocating funding to the four secondary schools within the County. This is driven mainly by pupil numbers. Therefore, where there were schools with reducing numbers at post 16, that had an impact on the funding being provided to that school. More significantly for the Authority was that the schools already have the teachers in place to teach the curriculum that has already been planned. However, it was the lateness of the notification of the grant that had a severe impact on the Authority.
- Though this is a volatile period, there has already been a significant improvement in the first two months between budget setting and month 2. It is anticipated that improvements will continue throughout the remainder of the year.

MONMOUTHSHIRE COUNTY COUNCIL

Minutes of the meeting of Children and Young People Select Committee held at The Council Chamber, Council Chamber, County Hall, The Rhadyr, Usk, NP15 1GA on Thursday, 14th September, 2017 at 9.30 am

- The issues relating to the reduction in the post 16 grant funding were twofold. The one reason was due to the number of children staying on to study A level. The other reason was that Welsh Government does not fund units at a flat rate. The cumulative effect of these two reasons has led to a 9% reduction in terms of the overall grant.
- There is an opportunity with the two new secondary schools to maximise some of the resources that those new settings will offer with a view to retaining some more students into Monmouthshire's post 16 provision. Options are being explored with Coleg Gwent regarding ways of working together.
- The geographical location of King Henry VIII Comprehensive School does allow for some students to choose to go to Hereford College and Crickhowell School for post 16 education. However, the school is losing fewer students to these facilities with sixth form numbers increasing and an improvement in performance and examination results.
- Chepstow Comprehensive School has performed well this year showing excellent progress in A level results. Chepstow has a high level of post 16 student retention within the school.

Committee's Conclusion:

- Cabinet has taken a decision to exempt the Authority from its statutory responsibilities for fair funding provision for one year.
- To monitor measures being put in place to bring schools' budgets back into a surplus without affecting the quality of education being provided.
- To note that changes in Welsh Government legislation had meant that it was unavoidable for some schools having to carry a negative budget.

11. Presentation regarding Children's Services Improvement Programme

Context:

To provide some historical context regarding the Children's Services Improvement Plan and to identify progress that has been made.

Key Issues:

The Children's Services Improvement Plan is a three year plan which commenced in April 2016. As the plan is reaching its halfway point, Officers provided the Select Committee with an update on progress.

MONMOUTHSHIRE COUNTY COUNCIL

Minutes of the meeting of Children and Young People Select Committee held at The Council Chamber, Council Chamber, County Hall, The Rhadyr, Usk, NP15 1GA on Thursday, 14th September, 2017 at 9.30 am

Member Scrutiny:

Following the presentation, a question and answer session took place and the following points were noted:

- The presentation would be circulated to the Select Committee.
- The Main group of preventative services are via Families First. Through the links with Families First and the multi-agency meetings with schools the Directorate is in touch with a whole array of services.

Committee's Conclusion:

- On behalf of the Select Committee, the Chair thanked officers for providing the presentation on the progress being made.
- Congratulate officers for moving towards a position where there is greater measurability. Clear priorities are identified and data to show how progress towards priorities are being met.

12. Presentation regarding Key Stages 4 and 5 Outcomes

Context:

To scrutinise Key Stages 4 and 5 outcomes for the summer 2017.

Key Issues:

The Chief Officer for Children and Young People outlined the following points:

- A full and comprehensive report will be scrutinised by the Select Committee at its October 2017 meeting.
- This was a new year for GCSE provision in Wales with the introduction of some key and important examinations.
- There would no longer be comparability for the Authority's key measure.
- Estyn and Welsh Government are now setting a requirement for local authorities to look at a broader set of measures for schools.
- Even with the level of change and volatility in the system, Monmouthshire's schools have performed very well during the summer.

MONMOUTHSHIRE COUNTY COUNCIL

Minutes of the meeting of Children and Young People Select Committee held at The Council Chamber, Council Chamber, County Hall, The Rhadyr, Usk, NP15 1GA on Thursday, 14th September, 2017 at 9.30 am

- Monmouthshire's ranking position last year was third. Provisional data for this year suggests that Monmouthshire is the highest performing authority in Wales in terms of the Level 2 inclusive.
- The contributing English examination was no longer English literature as this had transferred to English language.
- The Welsh Government had introduced a new mathematics paper which focussed on numeracy with very good performance across Monmouthshire's schools.
- In terms of the schools' individual performance, two secondary schools improved their Level 2 inclusive from the previous year. Monmouth Comprehensive School advanced up to 74% and Caldicot Comprehensive School advanced up to 68%.
- King Henry VIII and Chepstow Comprehensive Schools performances dropped back slightly. The key issue for both schools related to English.
- In terms of the percentage of students who achieved five A* or A grades, the Authority moved from 19.5% to 24.2%.

Member Scrutiny:

- The Chief Officer for Children and Young People would pass on the Select Committee's congratulations to the four secondary school head teachers regarding the impressive examination results.
- A formal report regarding the data will be available at the October 2017 Children and Young People Select Committee meeting whereby in depth scrutiny of the data can be undertaken.

Committee's Conclusion:

- The Select Committee will undertake formal scrutiny of the data at the next meeting when a detailed report will be received.

13. 21st Century Schools Programme - Strategic Outline Programme (SOP) Band B Update

Context:

To scrutinise the details of the Strategic Outline Programme for Band B 21st Century Schools Programme.

MONMOUTHSHIRE COUNTY COUNCIL

Minutes of the meeting of Children and Young People Select Committee held at The Council Chamber, Council Chamber, County Hall, The Rhadyr, Usk, NP15 1GA on Thursday, 14th September, 2017 at 9.30 am

Key Issues:

- Band A of Monmouthshire's 21st Century Schools' Programme is well underway. Caldicot School opens later this month and Monmouth Comprehensive School is on schedule to open September 2018.
- Working with Welsh Government, the Local Authority is looking to develop Band B of the programme which will involve the building of a new Comprehensive School in Abergavenny.
- Working within Welsh Government timescales, the draft Strategic Outline Programme has been submitted.
- The key areas to be considered are that the proposal seeks to address the condition of Monmouthshire's school buildings and sufficiency, ensuring that the schools are of an appropriate size and design to meet the needs of 21st Century learning.
- The proposal will also incorporate a larger Welsh Medium primary school, recognising the increase in numbers of pupils choosing Welsh Medium Education, and a new facility, on a dual site to provide Welsh Medium secondary Education within Monmouthshire.
- Currently, there are two primary schools within the county, educating through the medium of Welsh, but once pupils reach secondary school there is no provision within Monmouthshire and as a result, pupils need to attend schools within other authorities.
- The original Strategic Outline Programme (2010) held a much wider remit. This included the development of the whole education estate. However, as a result of cost pressures identified during Band A, a greater focus has been applied to the revised Strategic Outline Programme for Band B.
- The two remaining secondary schools both require developing. However, the needs of King Henry VIII Comprehensive School are greater due to the condition of the building and the site offers greater potential to develop Monmouthshire's policy aims.
- King Henry VIII School is situated in a deprived area of Abergavenny and the school holds the highest level of free school meal entitlement within Monmouthshire's secondary schools.
- The north of the county has traditionally been a focal point of Welsh Language, with Abergavenny hosting the Welsh National Eisteddfod. The Band B programme will allow Monmouthshire to build on this and to meet the priorities of the new administration.

MONMOUTHSHIRE COUNTY COUNCIL

Minutes of the meeting of Children and Young People Select Committee held at The Council Chamber, Council Chamber, County Hall, The Rhadyr, Usk, NP15 1GA on Thursday, 14th September, 2017 at 9.30 am

- With the emergence of the City Deal and the proposal to abolish the tolls on the two Severn Crossings, it is anticipated that there will be an increase in residents within the Chepstow area, at this stage the changes are unquantified and difficult to predict. The proposal is therefore to consider the development of Chepstow School under band C, when the impact of these will be better known.

Member Scrutiny:

- Welsh Stream in King Henry VIII Comprehensive School has been tried in the past but has not been particularly successful. However, the Welsh Stream has been raised as a benefit to the Authority and meets Welsh Government commitments in terms of Wales having one million Welsh speakers. The Authority's regional position needs to be taken into account which will be an area for discussion, going forward.
- It was pleasing to see the two new secondary schools coming to fruition.
- It was noted that there were not many faith schools being provided in Band A. The Church in Wales attracts a higher level of funding, i.e., 85% funding for voluntary aided schools. A secondary faith school in Monmouthshire would also have the support of Newport City Council. In response, the Chief Officer for Children and Young People stated that there is an ongoing risk around affordability and the condition of existing buildings when the Authority is investing heavily in a limited number. In terms of the changes expected to be seen in a school, this will be driven by the new curriculum. Discussions around faith provision will continue to be held potentially in Band C also, which will incorporate the needs of Newport City Council with regard to their future need in the south of the County.
- A Member expressed concern regarding Chepstow Comprehensive School and that there had been no consultation around the school moving from Band B to C. Surplus places at Chepstow Comprehensive School are lower than at King Henry VIII Comprehensive School. It is anticipated that there will be a further 2000 to 2500 houses being built in the south of the County with large settlements likely between Chepstow and Caldicot. This might lead to Chepstow Comprehensive School struggling to meet the demand for future school places. The member considered that there was a strong argument for Chepstow Comprehensive School to remain in Band B, as pupil demand may outstrip supply in the future. In response, the Chief Officer for Children and Young People stated that the Authority is recognising the future demand that is likely to occur in Chepstow. However, it is the inability to quantify it at present which is the challenge for the Authority. The Authority is able to meet the investment criteria by removing surplus places in King Henry VIII Comprehensive School and in the Abergavenny area. However, in Chepstow, it is recognised that the school is not at the standard that the Authority would like it to be. At present, the Authority is unable to say what the level of need will be in the future. Currently, there is capacity in Chepstow Comprehensive School (21.5%). The Local Development Plan (LDP) will be reviewed in the near future. When changes are identified, the Authority

MONMOUTHSHIRE COUNTY COUNCIL

Minutes of the meeting of Children and Young People Select Committee held at The Council Chamber, Council Chamber, County Hall, The Rhadyr, Usk, NP15 1GA on Thursday, 14th September, 2017 at 9.30 am

will have a better understanding regarding what the level of development in the south of the County will be. Therefore, it is too early to make a judgement regarding Chepstow Comprehensive School.

- The final submission back to Welsh Government regarding Monmouthshire's Welsh in Education Strategic Plan (WESP) will be by 28th September 2017. Feedback from Welsh Government is that the WESP is doing what it is required to do. In terms of the ambition, the one million Welsh speakers in Wales by 2050 is a significant step for Monmouthshire.
- Ysgol Y Ffin surplus places equates to 24.4%; Ysgol Y Fenni surplus places equates to 5.5%.
- In order to have an ambitious policy to have one million Welsh speakers in Wales by 2050 requires investment.
- Chepstow Comprehensive School faces a unique pressure, as it has a secondary school in England located close to it. Caldicot Comprehensive School is also located close to the school.
- The Chief Officer for Children and Young People will shortly be meeting with the Cluster co-ordinator.
- The condition survey relating to Chepstow Comprehensive School was undertaken some time ago but is in the public domain should members wish to see it.

Committee's Conclusion:

- The Authority is waiting on Welsh Government.
- The Select Committee will monitor progress in respect of the Chepstow cluster to ensure that the quality of education in that area is not prejudiced.
- To monitor Welsh Medium and Faith education.
- The Majority of the Select Committee supported the timeline to progress the Band B work programme.

14. Next Meeting

The next meeting of the Children and Young People Select Committee will be held on the Council Chamber, County Hall, Usk on Thursday 26th October 2017 at 10.00am.

The meeting ended at 1.45 pm.

This page is intentionally left blank

SUBJECT: Foundation Phase and Key Stages 2 and 3 Performance Summary 2016/17

DIRCTORATE: CHILDREN AND YOUNG PEOPLE

MEETING: CYP SELECT COMMITTEE

DATE: 26th October 2017

DIVISION/WARDS AFFECTED: ALL

1. PURPOSE:

The purpose of this report is to provide members of Children and Young People's (CYP) Select Committee with a summary of the performance of pupils at the end of Foundation Phase and Key Stages 2 and 3 for the academic year 2016/17

2. RECOMMENDATIONS:

It is recommended that Select Members:

- 2.1 Receive the report Foundation Phase and Key Stages 2 and 3 Performance Summary 2016/17
- 2.2 Scrutinise the information provided in this report and the following attached papers:
 - 2017 End of Key Stage Teacher Assessment Outcomes and National Test Results Monmouthshire
 - Monmouthshire Performance Report Foundation Phase 2017
 - Monmouthshire Performance Report Key Stage 2 2017
 - Monmouthshire Performance Report Key stage 3 2017
 - Monmouthshire Performance Report FSM/Non-FSM (FP to KS3) 2017
 - Monmouthshire Performance Report Gender 2017 (FP to KS3) 2017
- 2.3 To track progress of schools and evaluate the impact of the Directorate and the Educational Achievement Service (EAS) in supporting and challenging schools to secure high standards in Monmouthshire.

3. KEY ISSUES:

Foundation Phase

- Performance in the Foundation Phase in 2016/17 improved across all outcome 5+ indicators compared to the previous year and as a result, Monmouthshire is ranked first in Wales for all indicators when compared to other authorities matching the Local Authority's FSM ranking of first in Wales based on January 2017 PLASC data.

- Monmouthshire's performance at the higher level compares well with other similar authorities and is ranked first in Wales across all indicators in 2016/17.
- The differential in performance between boys and girls has decreased for all indicators in the Foundation Phase at both outcome 5+ and Outcome 6+.

Key Stage 2

- Performance at the end of Key Stage 2 declined across all level 4+ indicators compared to the previous year. However, performance remained above 93% for all indicators apart from Welsh. As a result, Monmouthshire remained first in Wales for English and science with the KS2 CSI and mathematics in second place in 2016/17.
- Performance in Welsh language declined by 8.3 percentage points in 2016/17 and a s result, Monmouthshire is ranked twenty-first in Wales for this indicator
- Performance at level 5+ at the end of Key stage 2 improved across all key indicators continuing the upward trend of the last four years.
- At the end of Key Stage 2, the differential in performance between boys and girls has decreased for English and science at level 4+ and in mathematics at level 5+. However, there has been an increase in the gap for English at level 5+.

Key Stage 3

- Performance at the end of Key Stage 3 across all Level 5+ indicators continues the improving trend of the last three years with 92.7% of pupils achieving the KS3 CSI, an improvement of 0.8 percentage points compared to 2015/16.
- Performance at level 6+ at the end of Key Stage 3 has improved in mathematics and science but declined in English compare to the previous year.
- The gender gap at the end of Key Stage 3 has decreased for all indicators at level 5+. However, the gap at level 6+ in mathematics and science has increased compared to 2015/16.

4. REASONS:

- To provide the Members of CYP Select Committee with appropriate and timely data presented in a clear and concise format to facilitate effective scrutiny of a range of performance data.

5. RESOURCE IMPLICATIONS:

None

6. SUSTAINABLE DEVELOPMENT AND EQUALITY IMPLICATIONS:

EQIA not applicable

7. CONSULTEES:

Cabinet Member
Chief Officer Education
Departmental Leadership Team

8. BACKGROUND PAPERS:

- 2017 End of Key Stage Teacher Assessment Outcomes and National Test Results Monmouthshire
- Monmouthshire Performance Report Foundation Phase 2017
- Monmouthshire Performance Report Key Stage 2 2017
- Monmouthshire Performance Report Key stage 3 2017
- Monmouthshire Performance Report FSM/Non-FSM (FP to KS3) 2017
- Monmouthshire Performance Report Gender 2017 (FP to KS3) 2017

9. AUTHOR:

David Barnes/Sharon Randall-Smith

10. CONTACT DETAILS:

Tel: 01644 644203

Mob: 07816176930

E-mail: SharonRandall-Smith@monmouthshire.gov.uk

This page is intentionally left blank

2017 End of Key Stage Teacher Assessment Outcomes and National Test results Monmouthshire

All schools are subject to rigorous reporting and monitoring of standards each year, with the principal focus in key stages 2 and 3 being on English/Welsh first language, mathematics and science, and the percentage of pupils achieving the expected level in all three core subjects – the core subject indicator (CSI).

In the Foundation Phase schools report on the performance of 7 year olds in language, literacy and communication (English or Welsh language) (LLC), mathematical development (MD), and personal and social development, wellbeing and cultural development (PSDWCD). The foundation phase indicator (FPI) measures the percentage achieving the expected outcome in all three areas of learning.

Whilst assessment of LLC and MD is broadly comparable to performance in English/Welsh and mathematics at KS2 and KS3, PSDWCD is not the same as science. Instead it provides a holistic assessment of pupils' wellbeing and the extent to which they are able to inter-relate appropriately with those around them. It also reflects a growing awareness of culture and diversity and of the environment in which they live. As such, it is an important measure of their overall 'readiness' for learning. Achievement in each of LLC, MD and PSDWCD is measured in relation to one of six 'outcome' descriptors.

Expected levels of achievement at the end of foundation phase, key stage 2 and key stage 3:

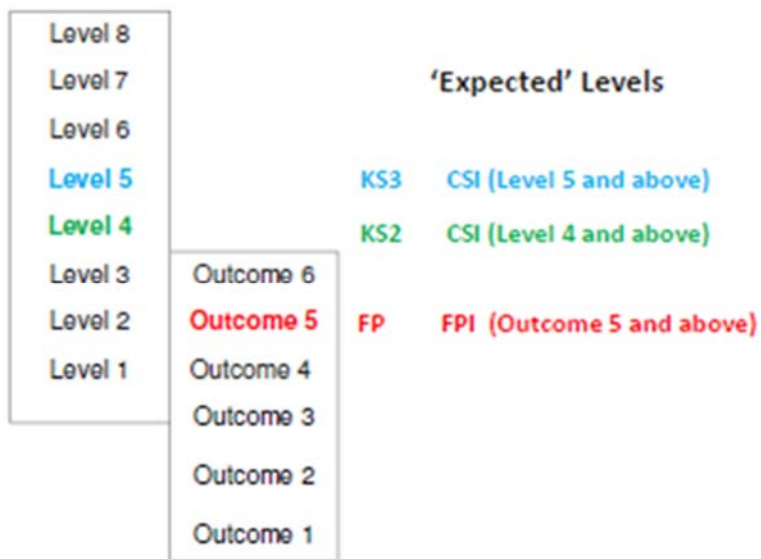
The 'average' pupil is expected to achieve outcome 5 by the end of the foundation phase (formerly national curriculum level 2), with more able pupils achieving outcome 6 (formerly level 3).

At the end of key stages 2 and 3, the 'average' pupil is expected to achieve level 4 and above and level 5 and above respectively and more able pupils are expected to achieve level 5 and 6 respectively.

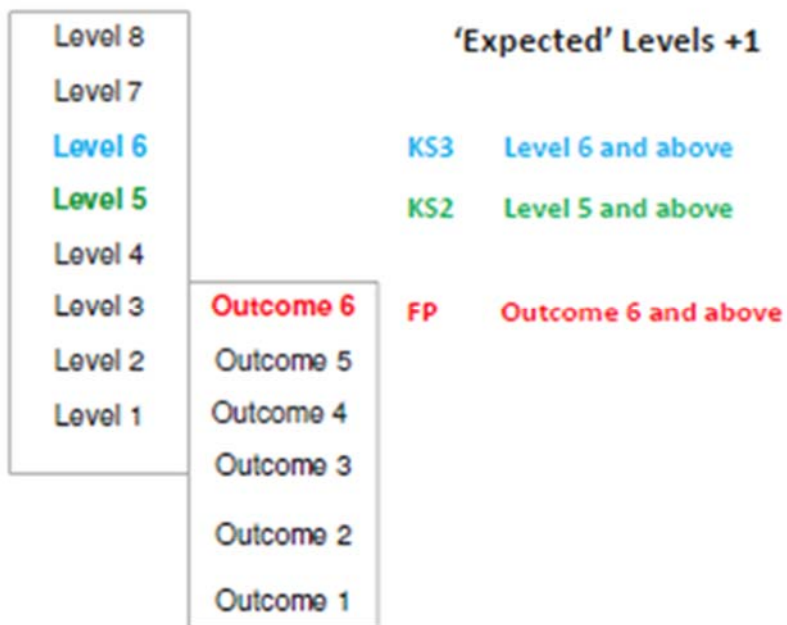
In addition to performance at the expected level, it is important also to analyse performance at the Expected Level + 1 at each stage.

This report contains aggregate data for the Local Authority as whole, aggregated from data submitted by schools as part of the National Data Collection process in June 2017.

Expected Levels



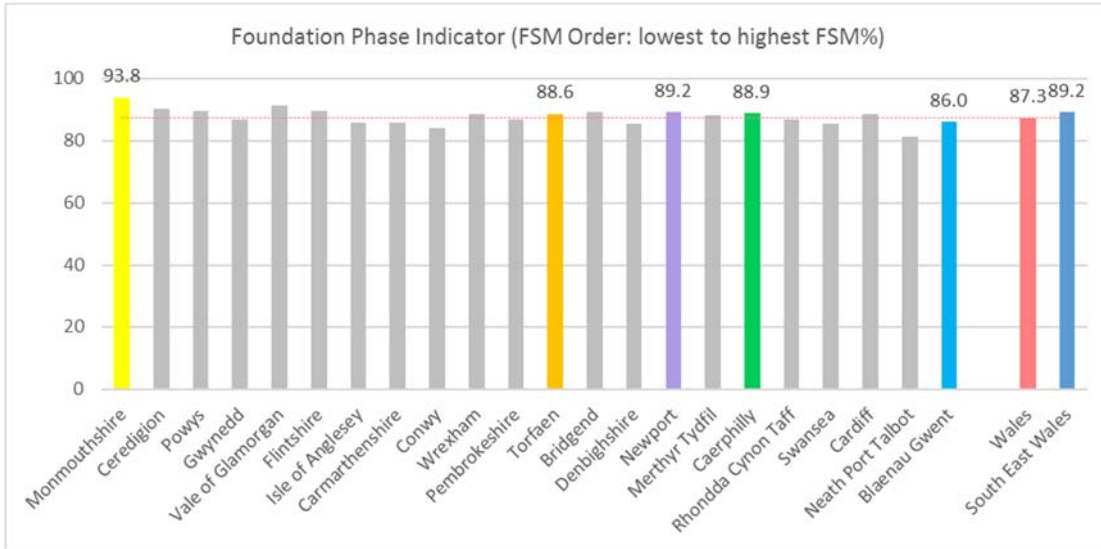
Expected Levels + 1 (Higher Levels)



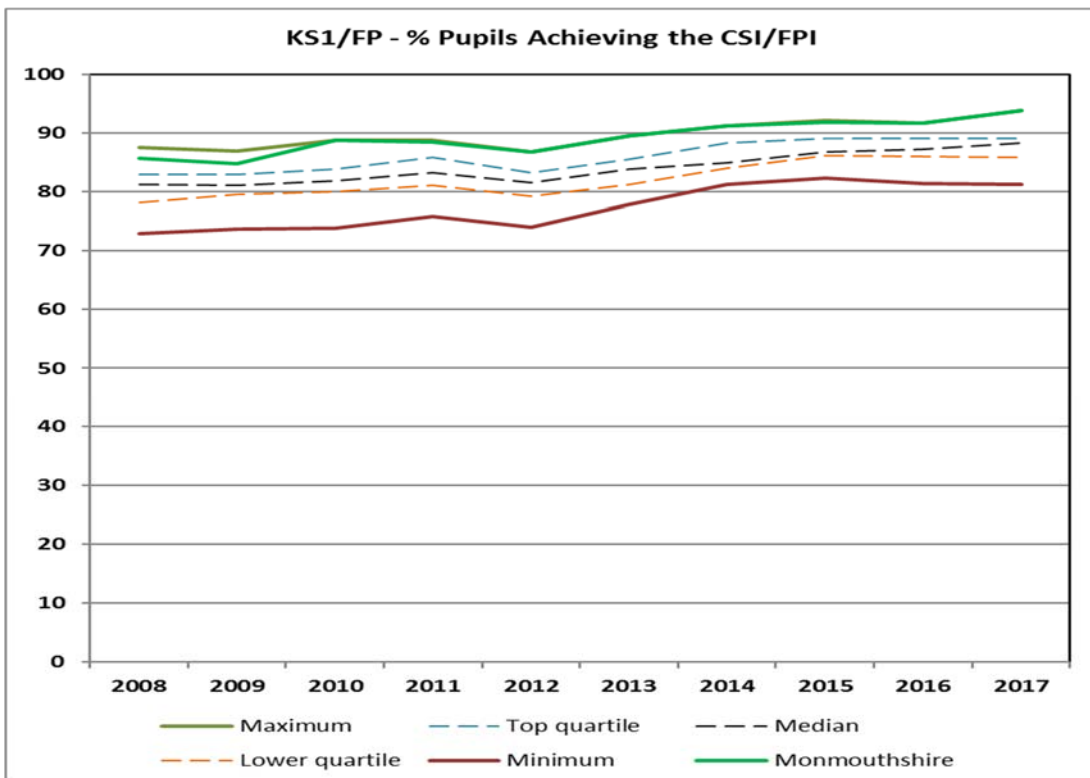
Cohort sizes	Number of pupils	1 pupil represents
Foundation Phase	905	0.11%
Key Stage 2	874	0.11%
Key Stage 3	825	0.12%

1. Foundation Phase

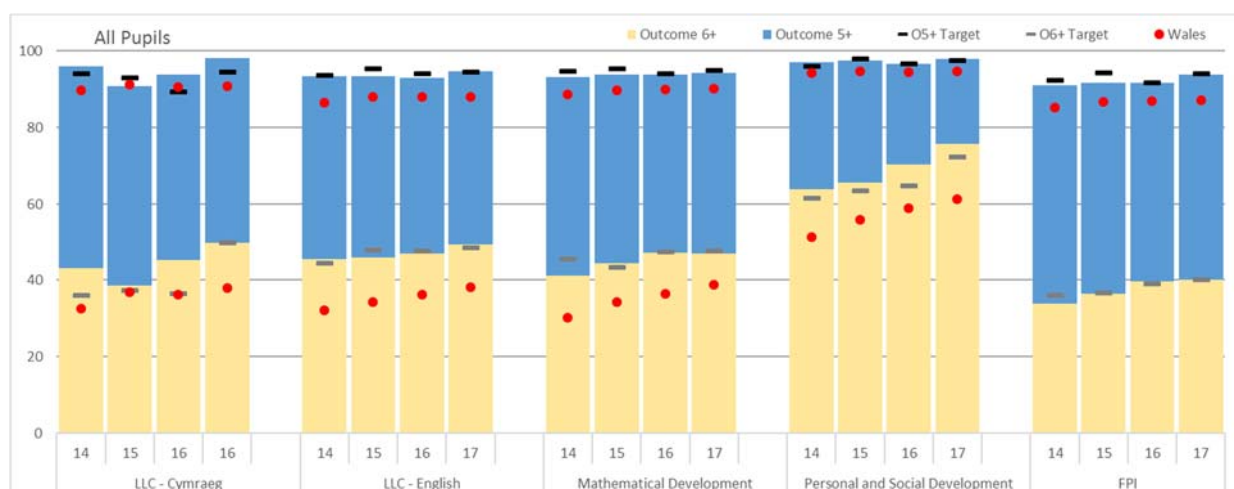
Performance in the foundation phase improved from 91.7% in 2016, to 93.8% pupils achieving the foundation phase indicator (FPI) in 2017, an increase of 2.1 percentage points. Monmouthshire currently ranks 1st in Wales for the FPI when compared with other local authorities, which matches the LA's FSM ranking (1st, 2017 PLASC data), and matches the rank position in 2016.



10 Year Performance Summary – FPI / CSI (before 2012)



There have been improvements in all areas and levels except for mathematical development O6+



Percentage of pupils achieving Outcome 5+:

	FPI	LLC English	LLC Welsh	Mathematical Development	PSD
Monmouthshire 2017	93.8 ↑	94.7 ↑	98.1 ↑	94.4 ↑	97.9 ↑
Target	94.1	94.6	94.4	95.0	97.6
Monmouthshire 2016	91.7	93.1	93.8	93.8	96.6
Wales 2017	87.3	88.1	90.9	90.3	94.7

Percentage of pupils achieving Outcome 6+:

	LLC English	LLC Welsh	Mathematical Development	PSD
Monmouthshire 2017	49.6 ↑	50.0 ↑	47.3 ↓	75.7 ↑
Target	48.7	50.0	47.8	72.4
Monmouthshire 2016	47.3	45.3	47.3	70.4
Wales 2017	38.1	38.1	38.7	61.3

Performance in the Foundation Phase Indicator improved by 2.1 percentage points and remains ranked 1st in Wales.

Performance in LLC English improved by 1.6 percentage points at outcome 5+ and 2.3 percentage points at outcome 6+. Performance is ranked 1st in Wales at outcome 5+.

Performance in LLC Welsh has improved by 4.3 percentage points at outcome 5+ and 4.7 percentage points at outcome 6+. Performance is ranked 1st in Wales at outcome 5+.

Performance in mathematical development improved by 0.6 percentage points at outcome 5+, but has remained static at 47.3% at outcome 6+. Performance is ranked 1st in Wales at outcome 5+.

Performance in PSDWCD has improved by 1.3 percentage points at outcome 5+ and 5.3 percentage points at outcome 6+. Performance is ranked 1st in Wales at outcome 5+.

Performance at O5+ is within 1% of the schools' aggregate targets for each area of learning except for LLC Welsh which exceeded target by 3.7 percentage points. At O6+ performance exceeds targets in all subjects except mathematical development.

Gender differences at outcome 5+ (boys' performance – girls' performance):

	FPI		LLC English		LLC Welsh		Mathematical Development		PSD	
	2016	2017	2016	2017	2016	2017	2016	2017	2016	2017
Monmouthshire	-8.6	-2.6	-7.7	-2.4	-5.9	3.3	-8.1	-1.4	-4.9	-0.8
Wales	-8.2	-7.1	-8.3	-7.2	-7.0	-6.0	-5.3	-4.1	-5.3	-5.0

At outcome 5+ gender differences have decreased in all indicators, and at LLC Welsh performance of boys exceeds that of girls. The gender gap is narrower than the national average.

Gender differences at outcome 6+ (boys' performance – girls' performance):

	LLC English		LLC Welsh		Mathematical Development		PSD	
	2016	2017	2016	2017	2016	2017	2016	2017
Monmouthshire	-19.4	-16.4	-24.7	-7.5	-5.6	-5.1	-22.9	-15.6
Wales	-11.7	-12.7	-15.1	-13.7	0.1	-0.9	-18.3	-18.0

At outcome 6+ gender differences have decreased in all indicators. The gender gap is wider than the national average for LLC English and mathematical development.

Wales rankings:

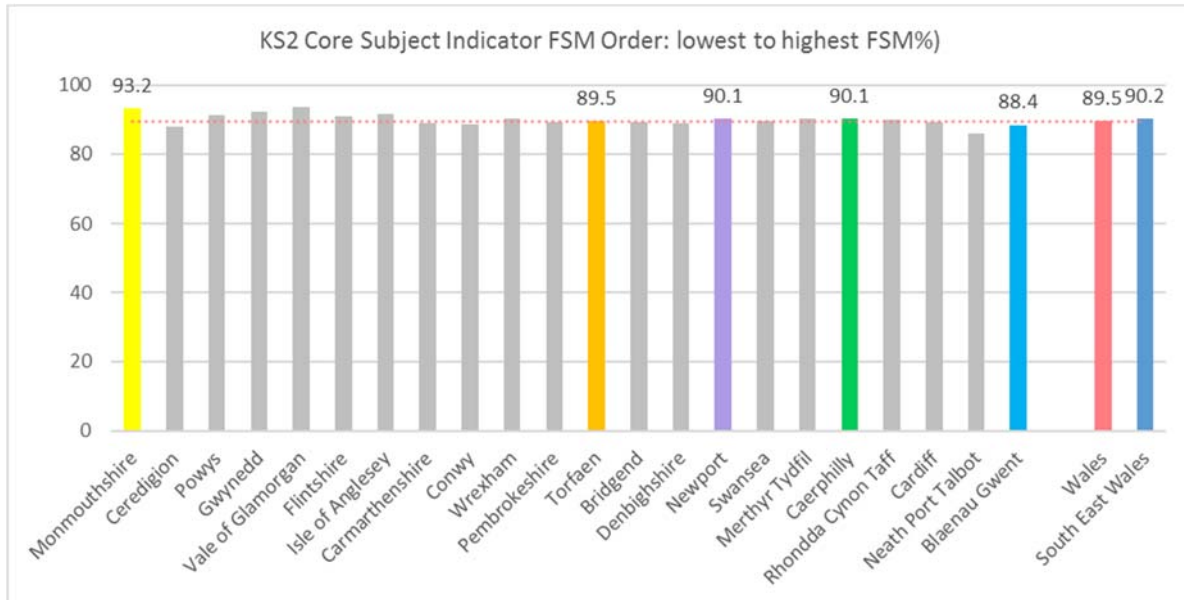
When compared with other LAs in Wales, performance in Monmouthshire is higher than could be expected for each area of learning. Monmouthshire is ranked first in Wales for each area of learning.

	FPI	LLC English	LLC Welsh	Mathematical Development	PSD/WCD
2017	1	1	1	1	1
2016	1	1	7	2	3
2015	2	2	16	2	2

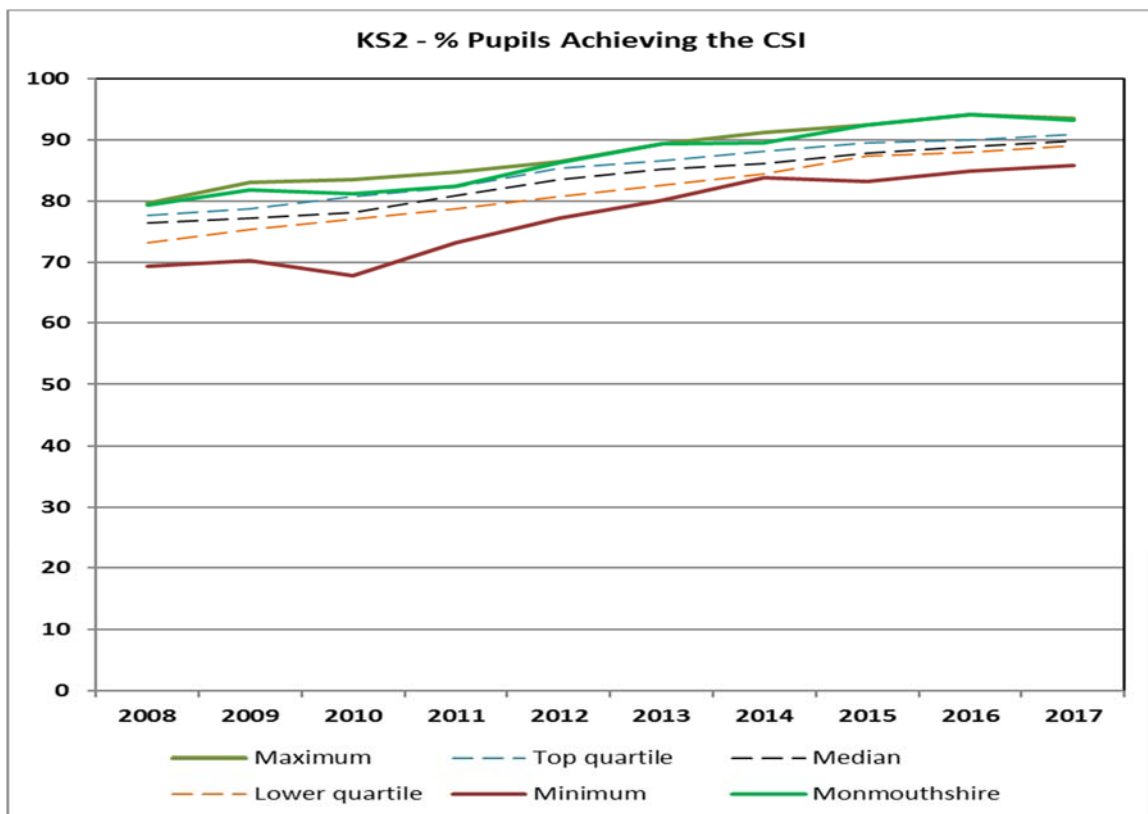
FPI		LLC - English		LLC - Welsh		Math. Dev.		PSD	
Monmouthshire	93.8	Monmouthshire	94.7	Monmouthshire	98.1	Monmouthshire	94.4	Monmouthshire	97.9
Vale of Glamorgan	91.4	Ceredigion	92.1	Blaenau Gwent	96.8	Vale of Glamorgan	93.7	Vale of Glamorgan	96.7
Ceredigion	90.2	Vale of Glamorgan	91.8	Vale of Glamorgan	96.6	Ceredigion	92.8	Flintshire	96.1
Powys	89.6	Torfaen	90.8	Powys	95.2	Bridgend	92.3	Ceredigion	96.0
Flintshire	89.5	Newport	90.5	Newport	94.5	Flintshire	92.2	Powys	96.0
South East Wales	89.2	South East Wales	90.4	Bridgend	94.4	Merthyr Tydfil	91.8	Bridgend	95.6
Newport	89.2	Flintshire	90.3	Flintshire	94.1	Powys	91.6	Gwynedd	95.3
Bridgend	89.1	Wrexham	90.0	Swansea	93.8	South East Wales	91.4	South East Wales	95.2
Caerphilly	88.9	Bridgend	90.0	Caerphilly	93.8	Newport	91.3	Cardiff	95.1
Torfaen	88.6	Powys	89.9	Merthyr Tydfil	93.3	Caerphilly	91.2	Wrexham	95.1
Cardiff	88.5	Caerphilly	89.6	South East Wales	92.4	Cardiff	91.2	Torfaen	95.1
Wrexham	88.4	Cardiff	89.1	Rhondda Cynon Taff	92.2	Wrexham	91.1	Caerphilly	95.0
Merthyr Tydfil	88.1	Merthyr Tydfil	89.1	Cardiff	92.1	Torfaen	90.7	Isle of Anglesey	94.9
Wales	87.3	Pembrokeshire	88.5	Ceredigion	91.8	Gwynedd	90.3	Merthyr Tydfil	94.8
Rhondda Cynon Taff	86.9	Wales	88.1	Wales	90.9	Wales	90.3	Carmarthenshire	94.8
Pembrokeshire	86.6	Rhondda Cynon Taff	87.7	Denbighshire	90.6	Rhondda Cynon Taff	90.2	Swansea	94.7
Gwynedd	86.6	Blaenau Gwent	86.8	Carmarthenshire	90.5	Blaenau Gwent	90.0	Newport	94.7
Blaenau Gwent	86.0	Denbighshire	86.4	Isle of Anglesey	90.3	Carmarthenshire	89.6	Wales	94.7
Isle of Anglesey	85.8	Swansea	85.8	Neath Port Talbot	89.2	Pembrokeshire	89.3	Denbighshire	94.4
Carmarthenshire	85.6	Conwy	85.7	Wrexham	88.7	Isle of Anglesey	89.1	Conwy	94.3
Swansea	85.5	Isle of Anglesey	84.1	Gwynedd	88.3	Swansea	89.0	Blaenau Gwent	94.2
Denbighshire	85.3	Neath Port Talbot	82.5	Conwy	87.2	Denbighshire	88.8	Rhondda Cynon Taff	93.8
Conwy	84.0	Carmarthenshire	82.1	Pembrokeshire	86.3	Conwy	87.4	Pembrokeshire	93.4
Neath Port Talbot	81.2	Gwynedd	57.9	Torfaen	83.8	Neath Port Talbot	85.4	Neath Port Talbot	91.3

2. Key Stage 2

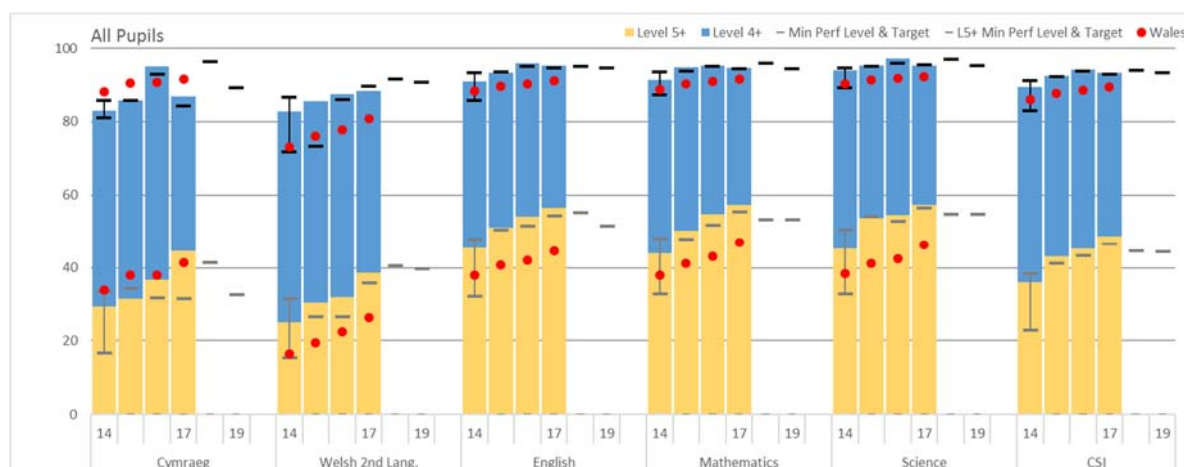
Performance declined in 2017, with 93.2% pupils achieving the core subject indicator (CSI), 0.9 percentage points below 94.1% in 2016. Monmouthshire is ranked 2nd in Wales, which is slightly lower than could be expected given the LA's FSM ranking.



10 Year Performance Summary – Key Stage 2 CSI



Performance at the expected level (4+) has declined in all areas except for Welsh 2nd Language, but were in line or above targets. At the expected level +1 (Level 5+), there has been improvement in all areas.



Percentage of pupils achieving level 4+:

	CSI	English	Welsh (First Language)	Mathematics	Science
Monmouthshire 2017	93.2 ↓	95.3 ↓	86.8 ↓	94.5 ↓	95.3 ↓
Target	92.7	94.5	84.2	94.2	95.3
Monmouthshire 2016	94.1	95.9	95.1	95.2	97.2
Wales 2017	89.5	91.1	91.6	91.6	92.2

Percentage of pupils achieving level 5+:

	English	Welsh (First Language)	Mathematics	Science
Monmouthshire 2017	56.4 ↑	44.7 ↑	57.4 ↑	57.3 ↑
Target	54.3	31.6	55.5	56.5
Monmouthshire 2016	54.1	36.6	54.8	54.6
Wales 2017	44.7	41.5	47.0	46.4

Performance in the CSI has declined by 0.9 percentage points and is ranked 2nd in Wales.

Performance in English at the expected level 4+ has declined slightly by 0.6 percentage points but is ranked 1st in Wales. Performance at the higher level 5+ has improved by 2.3 percentage points.

Performance in Welsh (first language) at the expected level 4+ has declined by 8.3 percentage points and is now ranked 21st in Wales. Performance in Welsh (first language) at the higher level 5+ has improved by 8.1 percentage points.

Performance in mathematics at the expected level 4+ has declined by 0.7 percentage points and is ranked 2nd in Wales. Performance in mathematics at the higher level 5+ has improved by 2.6 percentage points.

Performance in science at the expected level 4+ has declined by 1.9 percentage points but is still ranked 1st in Wales. Performance in science at the higher level 5+ has improved by 2.7 percentage points.

Performance at the expected level 4+ and expected level +1 (5+) for all indicators exceeded all of the school aggregate targets.

Gender differences at level 4+ (boys' performance – girls' performance):

	CSI		English		Welsh (First Language)		Mathematics		Science	
	2016	2017	2016	2017	2016	2017	2016	2017	2016	2017
Monmouthshire	-0.5	0.6	-0.6	-0.4	7.4	-20.5	-1.0	1.7	-1.4	-0.4
Wales	-5.2	-4.5	-5.6	-5.0	-5.2	-6.0	-3.2	-2.8	-3.6	-3.4

At level 4+ gender differences have decreased in each subject area and are narrower than the national gender differences in all subjects, except for Welsh.

Gender differences at level 5+ (boys' performance – girls' performance):

	English		Welsh (First Language)		Mathematics		Science	
	2016	2017	2016	2017	2016	2017	2016	2017
Monmouthshire	-7.2	-15.0	-23.0	-1.7	8.6	-4.3	4.1	-4.1
Wales	-12.0	-12.9	-13.8	-17.3	0.7	-0.8	-3.6	-5.2

At level 5+ gender differences have decreased in Welsh. The gender gap is narrower than the national average in Welsh and science.

Wales rankings:

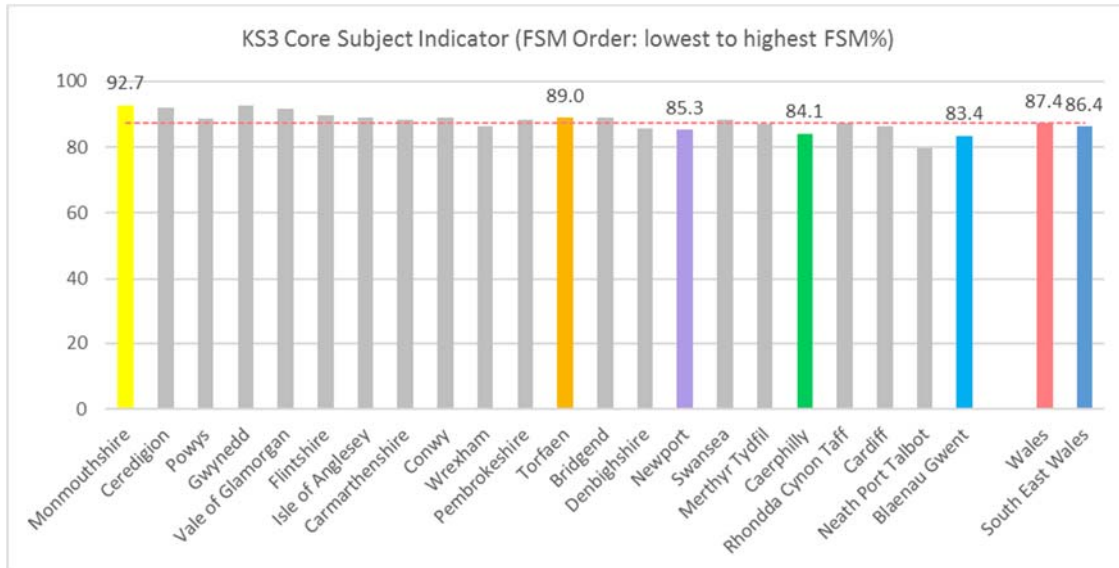
A decline in performances have decreased the LA's rankings against other LAs in Wales in CSI, Welsh and mathematics.

	CSI	English	Welsh (first language)	Mathematics	Science
2017	2	1	21	2	1
2016	1	1	6	1	1
2015	1	2	20	1	1

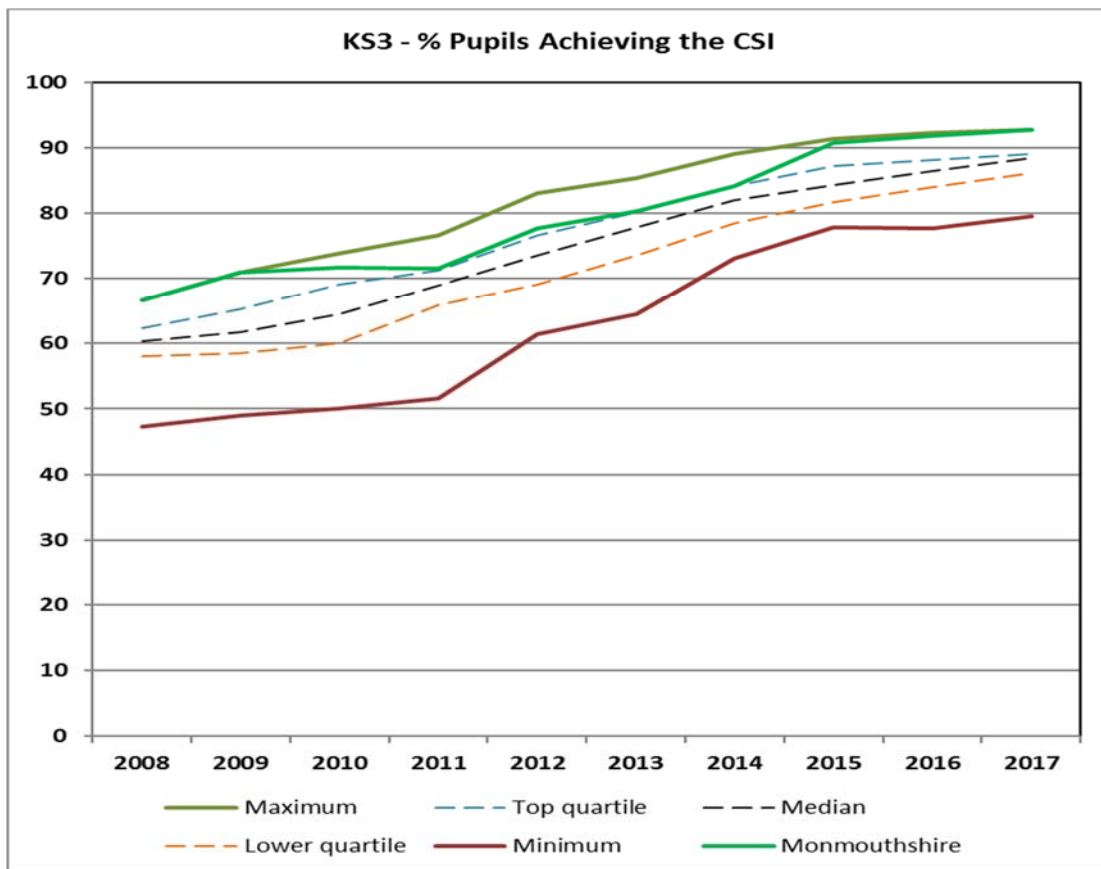
CSI		English		Welsh 1st Lang.		Mathematics		Science	
Vale of Glamorgan	93.5	Monmouthshire	95.3	Bridgend	88.3	Vale of Glamorgan	94.8	Monmouthshire	95.3
Monmouthshire	93.2	Vale of Glamorgan	94.2	Merthyr Tydfil	97.7	Monmouthshire	94.5	Vale of Glamorgan	94.9
Gwynedd	92.1	Gwynedd	93.2	Vale of Glamorgan	96.7	Gwynedd	93.3	Powys	94.3
Isle of Anglesey	91.4	Powys	93.2	Powys	95.9	Isle of Anglesey	93.1	Torfaen	93.8
Powys	91.2	Newport	93.0	Swansea	95.3	Flintshire	93.0	Isle of Anglesey	93.8
Flintshire	91.0	Isle of Anglesey	92.6	Caerphilly	94.7	Powys	92.8	Gwynedd	93.8
Wrexham	90.3	Flintshire	92.6	Neath Port Talbot	93.3	Wrexham	92.5	Newport	93.4
Merthyr Tydfil	90.2	South East Wales	92.3	Rhondda Cynon Taff	93.0	Rhondda Cynon Taff	92.2	South East Wales	93.3
South East Wales	90.2	Wrexham	92.0	Cardiff	92.8	South East Wales	92.1	Flintshire	93.2
Newport	90.1	Torfaen	92.0	Denbighshire	92.4	Caerphilly	92.1	Wrexham	92.9
Caerphilly	90.1	Caerphilly	91.8	South East Wales	92.3	Newport	91.9	Caerphilly	92.9
Rhondda Cynon Taff	90.0	Merthyr Tydfil	91.4	Wales	91.6	Denbighshire	91.8	Denbighshire	92.7
Wales	89.5	Rhondda Cynon Taff	91.4	Conwy	91.3	Swansea	91.7	Rhondda Cynon Taff	92.6
Torfaen	89.5	Swansea	91.3	Gwynedd	91.1	Wales	91.6	Swansea	92.4
Swansea	89.5	Wales	91.1	Carmarthenshire	90.6	Cardiff	91.6	Wales	92.2
Cardiff	89.4	Bridgend	90.8	Pembrokeshire	90.4	Torfaen	91.5	Merthyr Tydfil	92.0
Bridgend	89.4	Cardiff	90.8	Newport	90.1	Merthyr Tydfil	91.4	Carmarthenshire	91.7
Pembrokeshire	89.2	Pembrokeshire	90.7	Wrexham	89.7	Carmarthenshire	91.4	Cardiff	91.7
Denbighshire	88.9	Denbighshire	90.6	Torfaen	88.9	Bridgend	91.4	Bridgend	91.6
Carmarthenshire	88.8	Carmarthenshire	90.2	Blaenau Gwent	88.6	Pembrokeshire	91.3	Pembrokeshire	91.5
Conwy	88.4	Conwy	90.2	Isle of Anglesey	88.3	Blaenau Gwent	90.8	Conwy	91.2
Blaenau Gwent	88.4	Ceredigion	89.3	Ceredigion	87.2	Conwy	90.5	Blaenau Gwent	91.1
Ceredigion	87.9	Blaenau Gwent	88.9	Monmouthshire	86.8	Ceredigion	90.5	Ceredigion	91.0
Neath Port Talbot	85.9	Neath Port Talbot	87.4	Flintshire	86.6	Neath Port Talbot	87.6	Neath Port Talbot	89.4

3. Key Stage 3

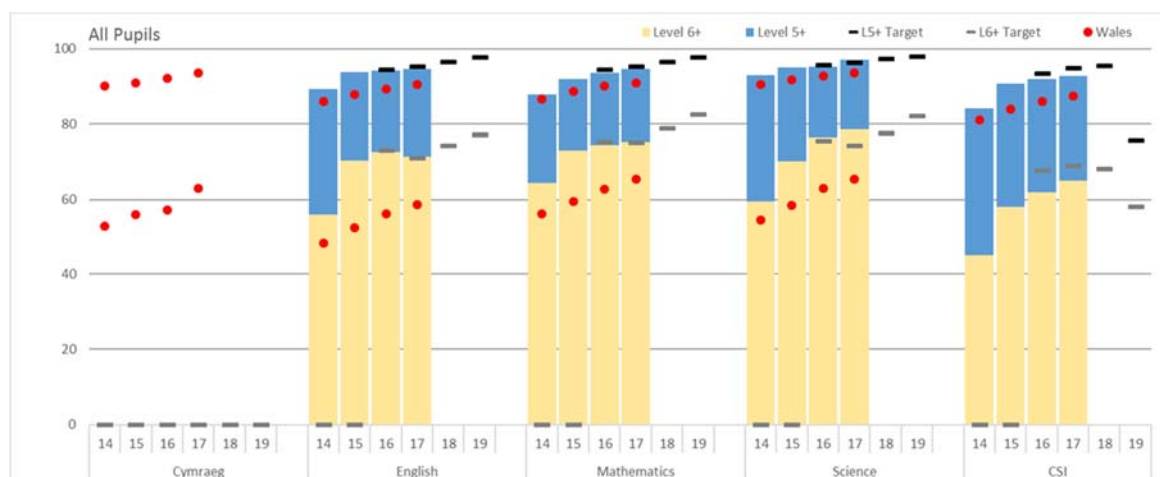
Performance continues to improve, with 92.7% pupils achieving the core subject indicator (CSI), an increase of 0.8 percentage points from 91.9% in 2016. Monmouthshire is ranked 2nd in Wales.



10 Year Performance Summary – Key Stage 3 CSI



Performance has improved across all indicators at expected level 5+, level 6+ and level 7+, except for English L6+.



Percentage of pupils achieving level 5+

	CSI	English	Welsh (First Language)	Mathematics	Science
Monmouthshire 2017	92.7	94.5	-	94.5	97.0
Target	94.9	95.1	-	95.2	96.3
Monmouthshire 2016	91.9	94.2	-	93.6	95.1
Wales 2017	87.4	90.5	93.5	90.8	93.5

Percentage of pupils achieving level 6+

	English	Welsh (First Language)	Maths	Science
Monmouthshire 2017	71.4	-	75.3	78.7
Target	70.9	-	75.1	74.2
Monmouthshire 2016	72.7	-	74.5	76.5
Wales 2017	58.7	58.7	65.5	65.6

Percentage of pupils achieving level 7+

	English	Welsh (First Language)	Maths	Science
Monmouthshire 2017	31.9	-	40.5	39.9
Monmouthshire 2016	24.7	-	38.8	34.1
Wales 2017	20.7	20.7	30.8	26.5

Performance in the CSI has improved by 0.8 percentage points and is ranked 2nd in Wales, up from 3rd in 2016.

Performance in English at the expected level 5+ has improved by 0.3 percentage points and is ranked 2nd in Wales. Performance in English at level 6+ has declined by 1.3 percentage points, but has improved at level 7+ by 7.2 percentage points.

Performance in mathematics at the expected level 5+ has improved by 0.9 percentage points and is ranked 2nd in Wales. Performance in mathematics at level 6+ and level 7+ has improved by 0.8 and 1.7 percentage points respectively.

Performance in science at the expected level 5+ has improved by 1.9 percentage points and is ranked 6th in Wales. Performance in mathematics at level 6+ and level 7+ has improved by 2.2 and 5.8 percentage points respectively.

Performance at the expected Level 5+ was within 2% of school aggregate targets.

Gender differences at level 5+ (boys' performance – girls' performance):

	CSI		English		Welsh (First Language)		Mathematics		Science	
	2016	2017	2016	2017	2016	2017	2016	2017	2016	2017
Monmouthshire	-4.3	-3.4	-4.9	-2.8	-	-	-2.0	-1.4	-4.7	-1.5
Wales	-7.4	-7.4	-8.0	-7.3	-5.8	-4.9	-3.7	-4.5	-4.4	-4.4

Gender differences have decreased for all indicators. All subject gender gaps are narrower than the Wales average gender difference.

Gender differences at level 6+ (boys' performance – girls' performance):

	English		Welsh (First Language)		Mathematics		Science	
	2016	2017	2016	2017	2016	2017	2016	2017
Monmouthshire	-12.6	-9.4	-	-	-1.7	-4.3	-5.7	-8.9
Wales	-18.4	-18.6	-18.8	-19.2	-5.0	-7.3	-11.0	-12.2

Gender differences have increased for mathematics and science. All subject gender gaps are narrower than the Wales average gender difference.

Gender differences at level 7+ (boys' performance – girls' performance):

	English		Welsh (First Language)		Mathematics		Science	
	2016	2017	2016	2017	2016	2017	2016	2017
Monmouthshire	-6.7	-14.3	-	-	4.1	4.3	-9.9	-12.4
Wales	-11.0	-12.7	-10.5	-12.0	-3.6	-4.1	-8.3	-8.1

Gender differences have increased, and gaps are wider than the Wales average gender difference in all subjects.

Wales rankings:

Due to performance improvements in 2017, Monmouthshire's ranking has improved for all indicators except English, which has remained the same.

	CSI	English	Mathematics	Science
2017	2	2	2	1
2016	3	2	3	6
2015	2	1	4	4

CSI		English		Welsh 1st Lang.		Mathematics		Science	
Gwynedd	92.8	Ceredigion	95.2	Pembrokeshire	99.3	Gwynedd	94.8	Monmouthshire	97.0
Monmouthshire	92.7	Monmouthshire	94.5	Wrexham	96.6	Monmouthshire	94.5	Gwynedd	96.8
Ceredigion	91.9	Vale of Glamorgan	93.9	Powys	96.3	Vale of Glamorgan	93.4	Ceredigion	96.6
Vale of Glamorgan	91.8	Gwynedd	93.6	Vale of Glamorgan	95.6	Ceredigion	93.3	Vale of Glamorgan	95.7
Flintshire	89.5	Isle of Anglesey	92.9	Cardiff	95.4	Flintshire	92.7	Bridgend	95.5
Bridgend	89.0	Flintshire	92.5	Swansea	95.4	Carmarthenshire	92.4	Conwy	95.4
Torfaen	89.0	Powys	92.3	Flintshire	95.1	Torfaen	92.4	Isle of Anglesey	95.3
Conwy	88.9	Bridgend	91.6	Isle of Anglesey	95.0	Conwy	92.1	Powys	95.2
Isle of Anglesey	88.9	Conwy	91.2	Rhondda Cynon Taff	94.1	Bridgend	92.1	Torfaen	95.2
Powys	88.6	Swansea	91.2	Gwynedd	93.7	Pembrokeshire	91.6	Flintshire	95.1
Pembrokeshire	88.4	Pembrokeshire	90.8	Wales	93.5	Powys	91.2	Carmarthenshire	94.1
Carmarthenshire	88.4	Cardiff	90.8	Ceredigion	93.0	Swansea	91.0	Denbighshire	93.8
Swansea	88.2	Torfaen	90.7	Bridgend	92.7	Isle of Anglesey	91.0	Cardiff	93.7
Rhondda Cynon Taff	87.4	Merthyr Tydfil	90.7	Denbighshire	92.4	Wales	90.8	Wales	93.5
Wales	87.4	Wales	90.5	Conwy	92.2	South East Wales	90.7	Rhondda Cynon Taff	93.3
Merthyr Tydfil	87.1	Rhondda Cynon Taff	90.4	Carmarthenshire	92.1	Rhondda Cynon Taff	90.7	South East Wales	93.0
South East Wales	86.4	Carmarthenshire	90.0	Neath Port Talbot	91.6	Denbighshire	90.7	Newport	92.9
Wrexham	86.3	Denbighshire	90.0	Torfaen	89.9	Newport	90.6	Pembrokeshire	92.8
Cardiff	86.2	Wrexham	89.8	South East Wales	88.0	Cardiff	89.3	Merthyr Tydfil	92.6
Denbighshire	85.6	Newport	89.3	Caerphilly	86.6	Wrexham	89.2	Swansea	91.6
Newport	85.3	South East Wales	89.0	Merthyr Tydfil	-	Blaenau Gwent	89.1	Blaenau Gwent	91.4
Caerphilly	84.1	Blaenau Gwent	86.3	Blaenau Gwent	-	Caerphilly	88.9	Wrexham	91.4
Blaenau Gwent	83.4	Caerphilly	86.2	Monmouthshire	-	Merthyr Tydfil	88.6	Caerphilly	90.7
Neath Port Talbot	79.6	Neath Port Talbot	85.6	Newport	-	Neath Port Talbot	84.4	Neath Port Talbot	89.0

National Tests

The tables below show performance of the local authority pupils achieving a standardised score of at least 85 and 116 in the reading and numeracy tests. National tests are sat by pupils from Year 2 to Year 9 and these results are for pupils in these age groups combined.

Reading tests

	Reading - English						Reading - Welsh					
	85+			116+			85+			116+		
	2016	2017	Diff	2016	2017	Diff	2016	2017	Diff	2016	2017	Diff
Monmouthshire	88.3	88.3	0.0	25.0	24.3	-0.7	92.1	92.4	0.3	31.0	32.4	1.4
S E Wales	82.4	82.4	-0.1	15.8	15.6	-0.2	82.2	81.9	-0.3	12.9	12.0	-0.9
Wales	83.8	83.5	-0.3	16.7	16.5	-0.2	84.8	85.1	0.2	16.6	16.6	0.1

- Performance has remained stable for standardised scores of 85+ in English tests since 2016. Performance is higher than the region and Wales, the gap between the LA and comparative data has widened due to a decline in their performance.
- For standardised scores of 116+, LA performance declined by 0.7%. Performance is higher than Wales.
- There's been a 0.3% improvement in performance at 85+ in Welsh tests since 2016. Performance is higher than the region and Wales, and the gap between the LA and comparative data has widened.
- For standardised scores of 116+, LA performance improved by 1.4%. Performance is substantially higher than SE Wales and Wales and the gap between the LA and comparative data has widened.

Numeracy tests

	Numeracy - Procedural						Numeracy - Reasoning					
	85+			116+			85+			116+		
	2016	2017	Diff	2016	2017	Diff	2016	2017	Diff	2016	2017	Diff
Monmouthshire	88.7	88.3	-0.4	21.5	21.7	0.2	87.8	87.7	-0.1	20.4	19.0	-1.4
S E Wales	82.4	82.1	-0.3	14.5	14.7	0.2	81.9	80.9	-1.0	14.0	13.4	-0.6
Wales	84.3	83.8	-0.5	16.1	16.0	-0.1	84.8	84.2	-0.6	16.9	16.6	-0.3

- There's been a 0.4% decline in performance at 85+ in Procedural tests since 2016. Performance is higher than Wales and the gap between the LA and Wales data remains stable.
- At 116+, LA performance improved by 0.2%. Performance is higher than Wales, and the gap between the LA and Wales data has narrowed slightly.
- Performance at 85+ in Reasoning tests remains stable since 2016. There is a decline in the regional and national data and performance is higher than the comparative data.
- At 116+, LA performance declined by 1.4%. Performance is higher than Wales but the gap has narrowed.

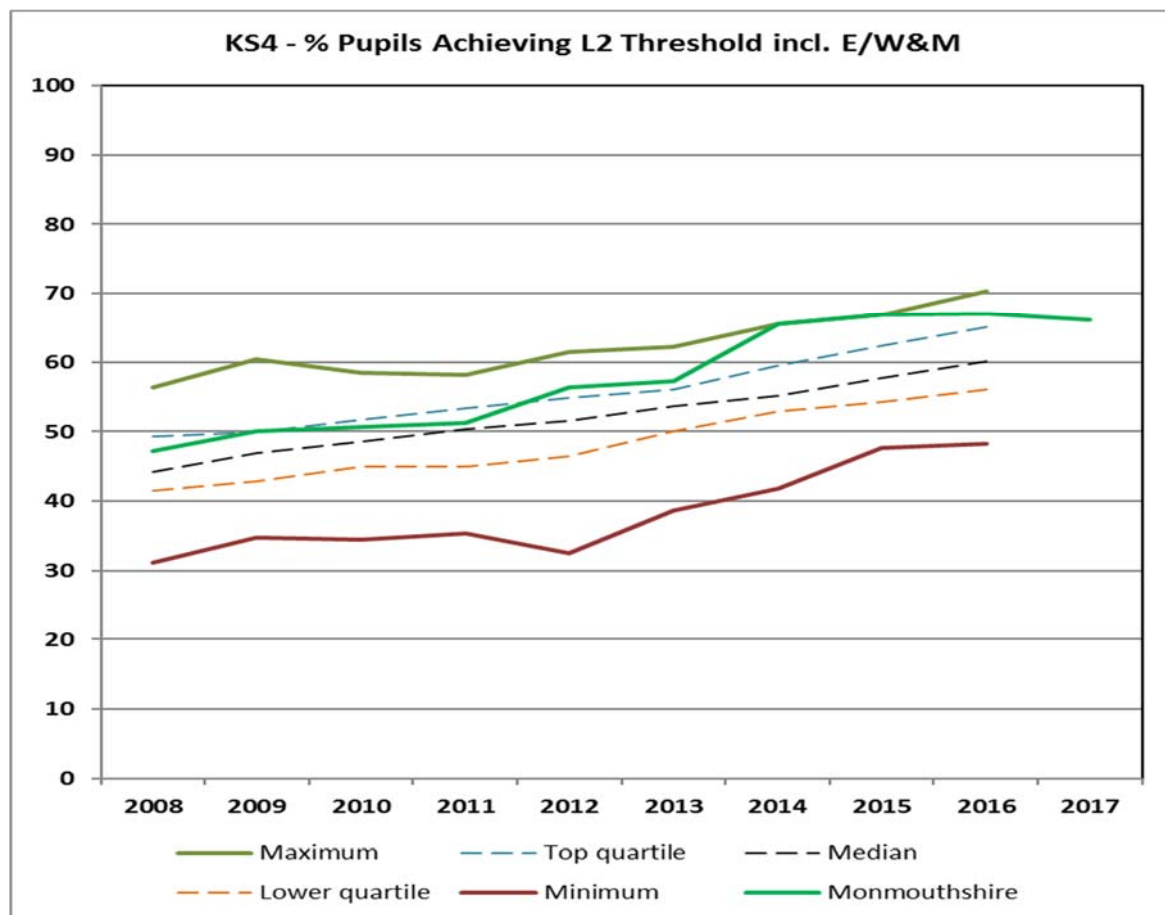
Wales Rankings

	Reading En		Reading We		Numeracy procedural		Numeracy reasoning	
2017	2	→	2	→	2	→	4	↑
2016	2	↓	2	↑	2	↑	7	→
2015	1	→	3	↓	4	↓	7	↓

Reading - English		Reading - Welsh		Numeracy - Procedural		Numeracy - Reasoning	
Vale of Glamorgan	89.2	Vale of Glamorgan	92.8	Vale of Glamorgan	89.7	Vale of Glamorgan	89.9
Monmouthshire	88.3	Monmouthshire	92.4	Monmouthshire	88.3	Gwynedd	88.0
Powys	86.4	Merthyr Tydfil	91.2	Ceredigion	86.9	Powys	87.9
Swansea	85.7	Cardiff	89.5	Powys	86.8	Monmouthshire	87.7
Ceredigion	85.2	Powys	88.6	Swansea	86.6	Ceredigion	87.5
Bridgend	84.8	Denbighshire	87.2	Carmarthenshire	86.6	Carmarthenshire	87.5
Pembrokeshire	84.6	Neath Port Talbot	86.8	Gwynedd	85.7	Swansea	87.1
Carmarthenshire	84.3	Swansea	86.8	Bridgend	85.3	Isle of Anglesey	86.1
Cardiff	84.1	Carmarthenshire	85.9	Isle of Anglesey	84.2	Flintshire	85.2
Flintshire	83.8	Wales	85.1	Cardiff	84.1	Bridgend	85.1
Conwy	83.6	Rhondda Cynon Taff	84.9	Wales	83.8	Pembrokeshire	84.3
Wales	83.5	Gwynedd	84.6	Neath Port Talbot	83.8	Wales	84.2
Isle of Anglesey	83.0	Ceredigion	84.3	Flintshire	83.7	Conwy	84.0
Gwynedd	83.0	Pembrokeshire	83.9	Conwy	83.2	Cardiff	83.8
Neath Port Talbot	82.8	Bridgend	83.7	Rhondda Cynon Taff	82.6	Denbighshire	83.1
Merthyr Tydfil	82.4	Conwy	82.6	Merthyr Tydfil	82.5	Neath Port Talbot	82.8
Rhondda Cynon Taff	82.2	Caerphilly	82.6	Caerphilly	81.8	Merthyr Tydfil	82.7
Caerphilly	82.0	Flintshire	82.0	Newport	81.6	Rhondda Cynon Taff	82.5
Denbighshire	81.9	Wrexham	82.0	Torfaen	81.5	Wrexham	81.8
Newport	81.8	Torfaen	81.0	Denbighshire	81.0	Caerphilly	81.6
Torfaen	81.7	Newport	81.0	Wrexham	80.9	Torfaen	80.7
Wrexham	80.8	Isle of Anglesey	79.4	Pembrokeshire	79.5	Newport	79.1
Blaenau Gwent	78.7	Blaenau Gwent	63.5	Blaenau Gwent	77.4	Blaenau Gwent	75.7

Key Stage 4 (PROVISIONAL)

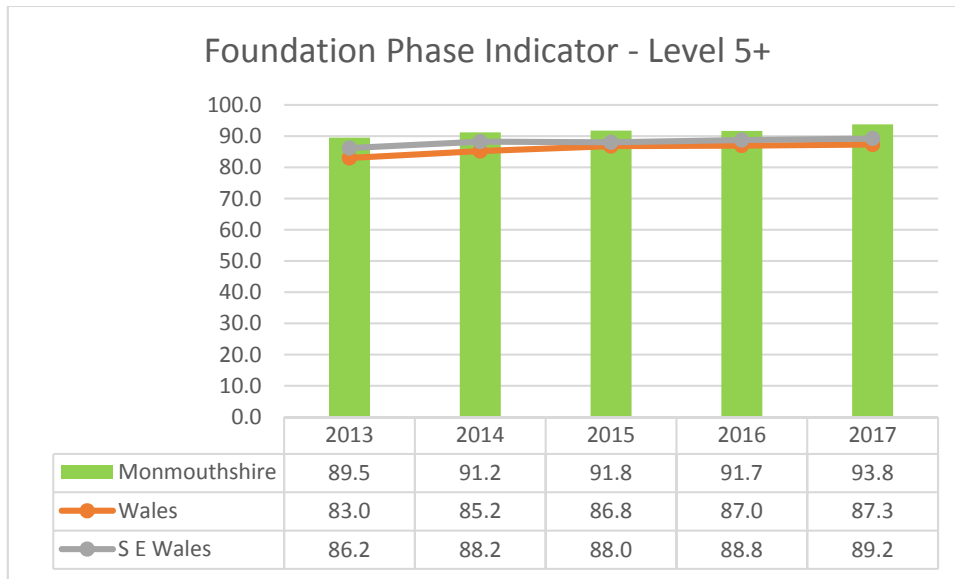
Please note that this section is compiled using provisional data provided by schools on exam results day. This data is subject to a validation process throughout September and October. Final confirmed data is not likely to be available until December 2017. A full analysis will be provided on the final validated data set.



School	Cohort Number	% L2 E,W+M		
		2016	2017	2017 Target
Monmouthshire	752	67.0	66.1	69.6
EAS - South East Wales	6,025	55.5	52.1	59.2
Wales		60.3		

Foundation Phase – Foundation Phase Indicator

Cohort = 905 (increase of 3 pupils compared to 2016).

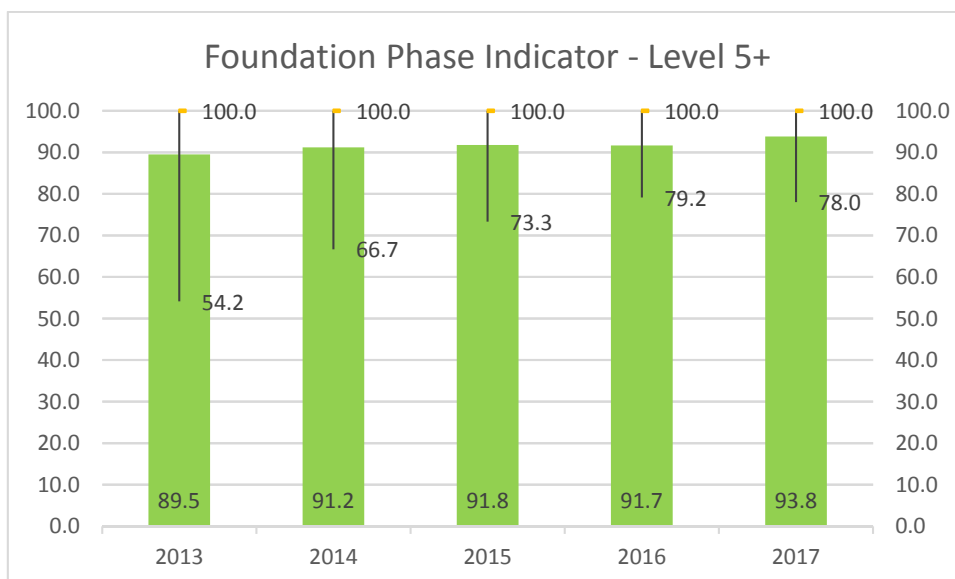


Monmouthshire’s score at the expected level rose by 2.1 percentage points (pp) in 2017 to 93.8%, this means that 849 of the 905 pupils achieved the benchmark (compared to 827 of 902 in 2016).

Both the Wales and South East Wales averages rose ever so slightly, both by under 0.5pp. The Welsh average increased by 0.3pp to 87.3%, this emulates the small increase between 2015 and 2016 also. The South East Wales average saw a 0.4pp rise over the same period.

The gap between the average of Monmouthshire to Wales and South East Wales widened in 2017, due to the Monmouthshire average increasing at a by a larger amount. Comparing Monmouthshire to the Welsh average, the gap has increased from 4.7 to 6.5 – level with 2013 as the widest the gap has been in 5 years. The gap to South East Wales is slightly narrower at 4.6, the widest it has been in the past 5 years.

In terms of local authority rankings, Monmouthshire are in 1st place for the second consecutive year.



The graph above shows the Monmouthshire average (green bars), alongside the range of scores of the 30 primary schools within the county.

Despite the overall Monmouthshire score increasing, the range of scores for the primary schools widened – due to the score of the lowest performing school dropping by 1.2 percentage points (pp) in 2017. Monmouthshire had schools achieving 100% in each of the previous 5 years, with the gap between the highest performing school and the lowest performing school closing by over 20pp over the 5 year period since 2013.

8 of the 30 schools (26.6%) had all of their pupils achieve the Foundation Phase Indicator, compared to 5 schools achieved the same feat in 2016. 3 schools achieved 100% in both 2016 and 2017.

16 schools (53.3%) bettered their 2016 score in 2017, with 4 schools achieving an equal score over the same period, with 3 of those 4 schools achieving the aforementioned 100%.

21 schools (70.0%) achieved their target set for 2017, with 10 of those 21 achieving scores above their set target.

Clusters

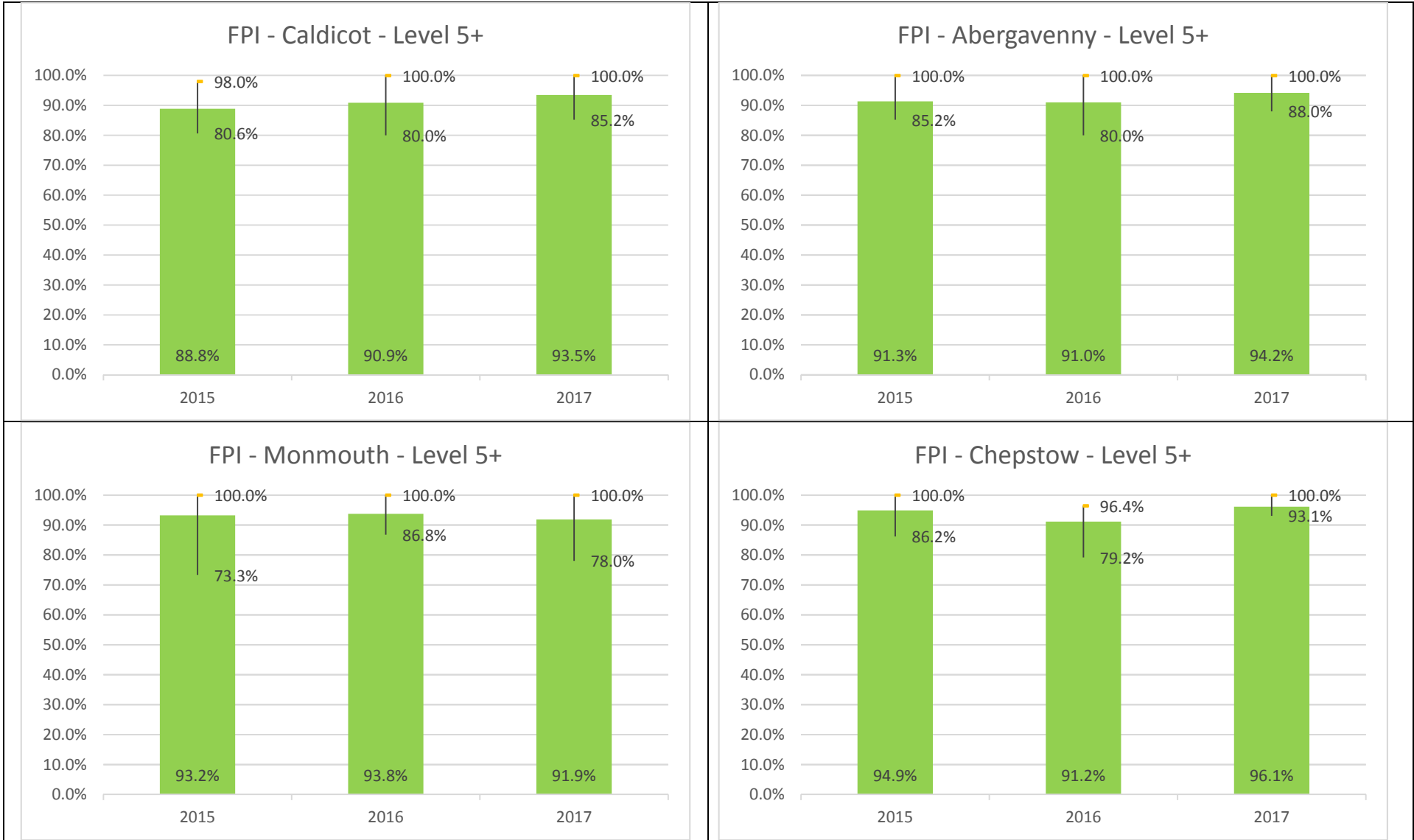
The following graphs show the performance of the school clusters for the Foundation Phase Indicator over the past 5 years.

As can be seen in Key Stage 2, Chepstow, the smallest cluster have the highest score for 2017. Their score of 96.1% is 1.9 percentage points (pp) higher than the next best performing in Abergavenny. The Caldicot and Monmouth clusters are in the bottom half of the 4 clusters in terms of performance, with scores of 93.5% and 91.9% respectively.

The scores are more widespread this year, with a gap of 4.2pp between the top and worst performing. Whereas 3 schools were separated by just 0.3pp in 2016 and the gap from top to bottom was 1.9pp.

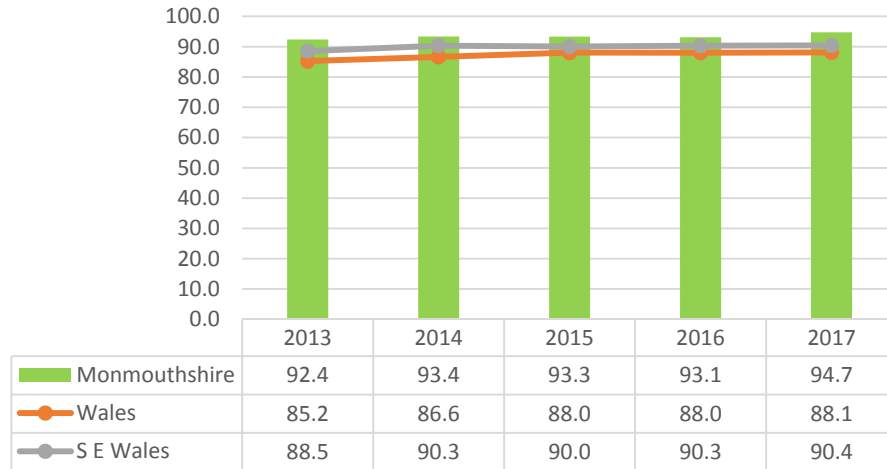
Comparing to the year previous (2016), Monmouth are the only cluster to have seen a drop in performance, a drop of 1.9pp. Chepstow made the biggest amount of progress, with a 4.9pp gain on 2016's score. Abergavenny improved by 3.2pp, while Caldicot's score increased by 2.6pp.

Foundation Phase Indicator - Clusters



Foundation Phase Language, Literacy & Communication - English

LLC - English - Level 5+



The Monmouthshire score for 2017 is 94.7%, which equates to 806 of the 851 cohort achieving the benchmark.

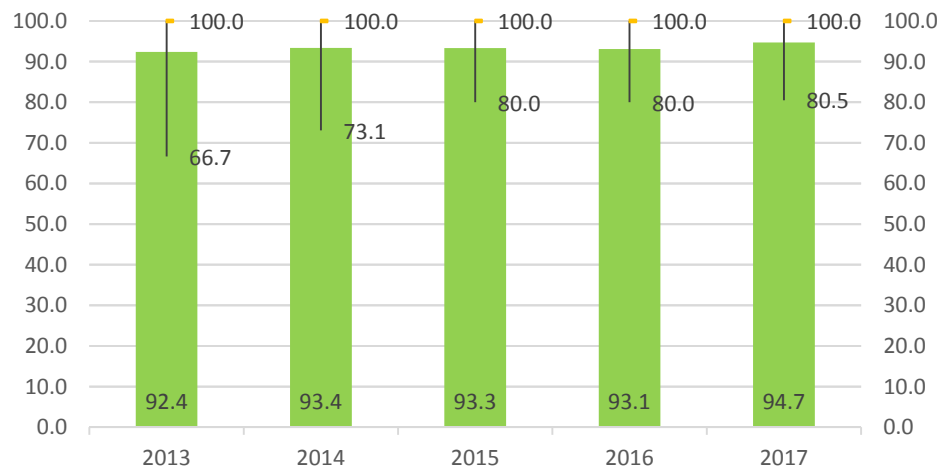
The score has increased compared to 2016 performance, by 1.6 percentage points (pp). This is the first year for at least 3 years where performance has risen compared to the previous year.

The Welsh average increased by 0.1pp to 88.1%, with Monmouthshire seeing a bigger increase, the gap between the 2 widened to 6.6pp.

As per the Welsh average, the South East Wales average increased by 0.1pp, to 90.4% in 2017. This also means the gap to the Monmouthshire average has increased to 4.3pp.

Monmouthshire have remained as the top ranking authority in Wales.

LLC - English - Level 5+



Over the past 5 years, Monmouthshire has had schools achieving 100% in each year. Over the past 3 years, the score of the lowest performing school as consistently been on or around the 80.0% mark – rising by 0.5pp in 2017 to 80.5%.

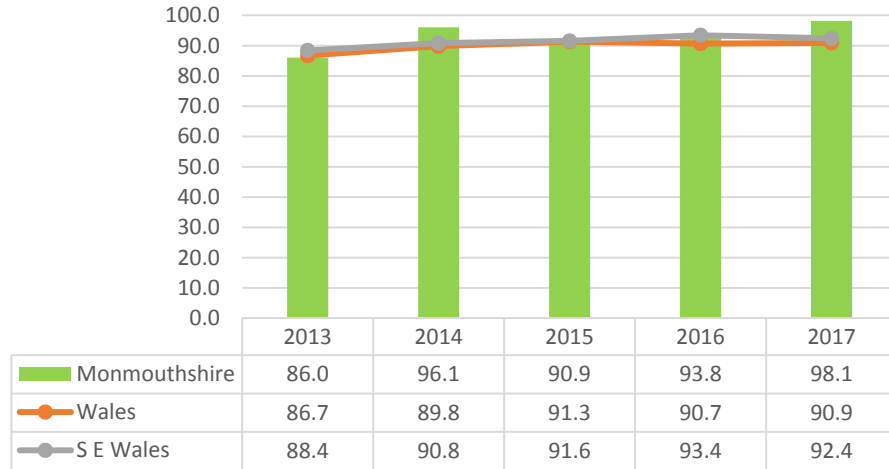
8 schools in 2017 achieved 100% at this benchmark, with 6 doing the same in 2016 – 3 schools achieved 100% in both years.

14 schools improved on their 2016 performance in 2017, with 10 schools seeing a decline in performance.

22 of the 28 schools hit or improved on their set target for English at the expected level.

Foundation Phase Language, Literacy & Communication - Cymraeg

LLC - Cymraeg - Level 5+



The Monmouthshire average for Welsh 1st Language for 2017 is 98.1%, with 53 of the 54 pupil cohort achieving the benchmark.

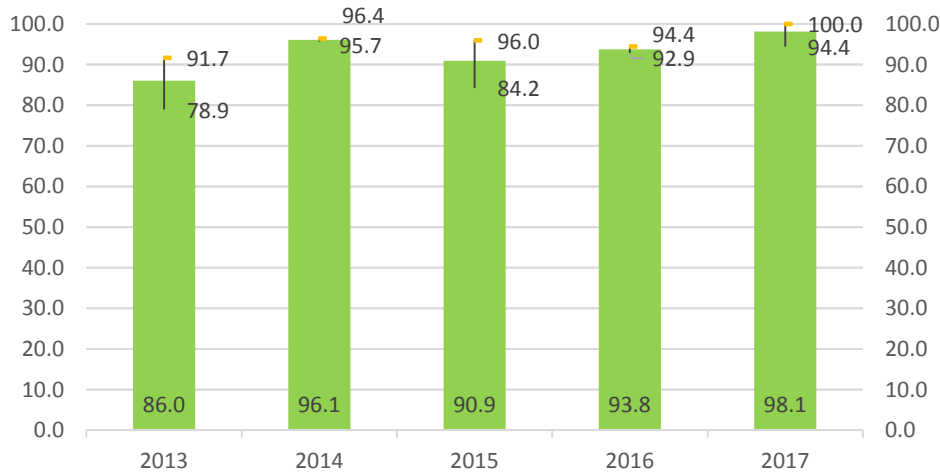
The score is an increase on 2016 performance, by 4.3 percentage points (pp).

The Welsh average increased by 0.2pp to 90.9%, with Monmouthshire having a bigger increase in performance, the gap between Wales and Monmouthshire has expanded to 7.2pp (3.1pp in 2016).

Despite Wales and Monmouthshire seeing increases, the South East Wales average dropped by 1.0pp from 2016 to 2017.

Monmouthshire rank 1st of 22 local authorities in Wales for this measure, having been 7th in 2016 and 16th in 2015.

LLC - Cymraeg - Level 5+



Monmouthshire's top performing school had a score of 100% for the first time in 5 years in 2017, with the lowest performing school matching the highest performance seen in 2016 with 94.4%.

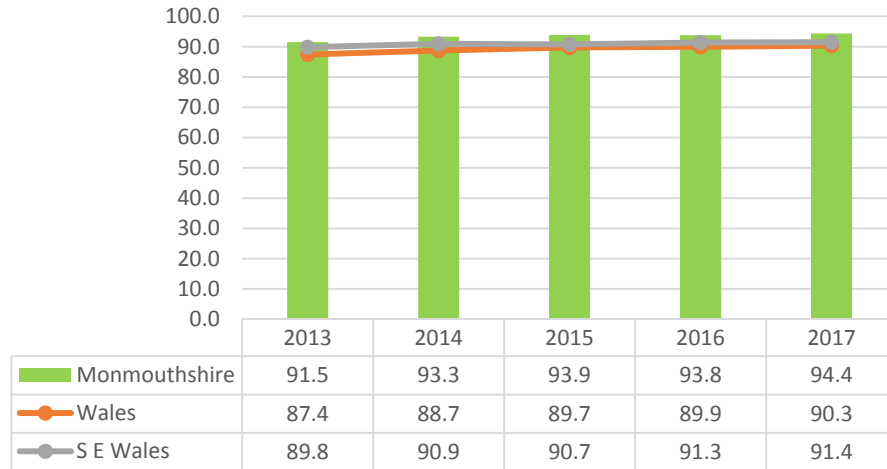
The gap between scores is 5.6, nearly 4 times as wide as the 1.5 gap seen in 2016. However 2013 and 2015 saw wider differences (12.8 and 11.8).

Both schools saw improved scores in 2017 compared to 2016.

2 of the 2 schools hit or improved on their target.

Foundation Phase – Mathematical Development

Mathematical Development - Level 5+



The Monmouthshire score for 2017 is 94.4%, which equates to 854 of the 905 cohort achieving the benchmark.

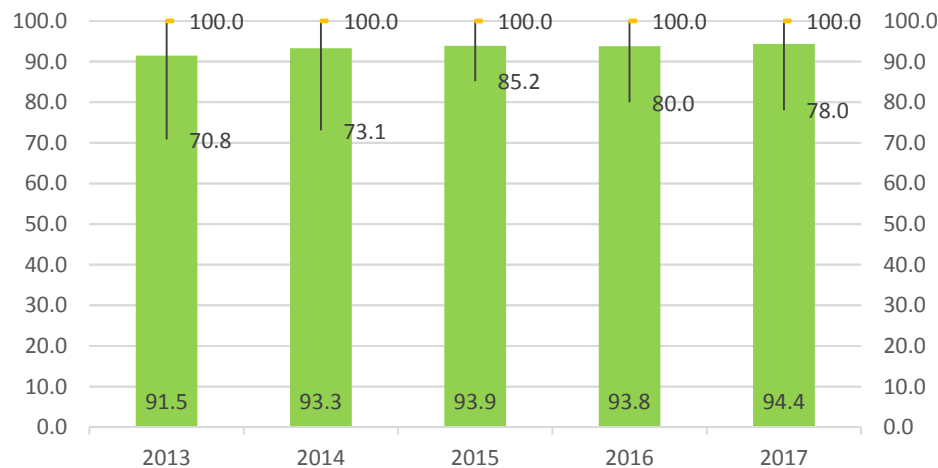
The score has increased by 0.6 percentage points (pp) from the previous year, to a 5 year high of 94.4%.

The Welsh average increased by 0.4pp to 90.3%, this has resulted in the gap between Monmouthshire and Welsh averages widening from 3.9 in 2016 to 4.1 in 2017.

As per the Welsh average, the South East Wales average increased by a small margin, from 91.3% to 91.4%. 3.0pp lower than Monmouthshire.

Monmouthshire have risen from 2nd in 2016 to 1st place in the local authority rankings.

Mathematical Development - Level 5+



The score of the lowest performing school has declined each year for the past 3 years. Despite Monmouthshire's overall score improving in 2017, the range of scores achieved by primary schools widened to 22.0pp from 20.0pp in 2016.

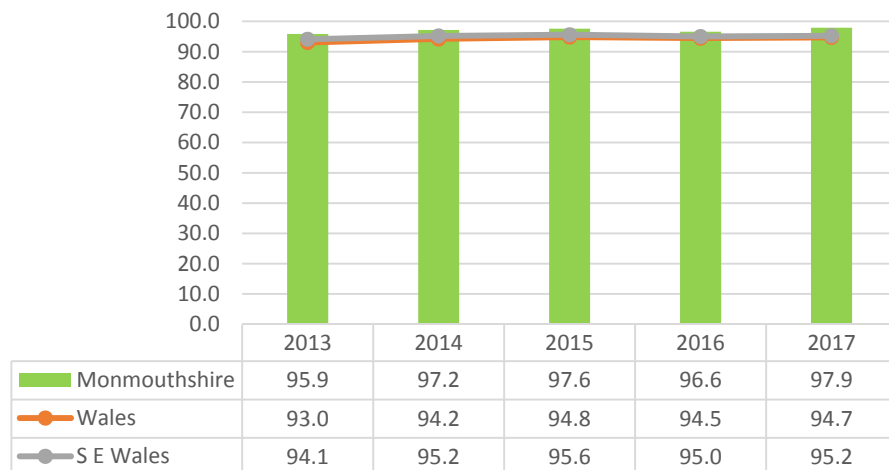
8 of 30 schools in 2017 achieved 100% at this benchmark, 1 more than the 7 achieving 100% in 2016 – with 3 schools achieving 100% in both years.

13 schools improved on their 2016 performance in 2017, with 12 schools seeing a decline in performance.

22 of the 30 schools hit or improved on their target.

Foundation Phase – Personal & Social Development

Personal & Social Development - Level 5+



The Monmouthshire average for Personal & Social Development for 2017 is 97.9%, with 886 of the 905 pupil cohort achieving the benchmark.

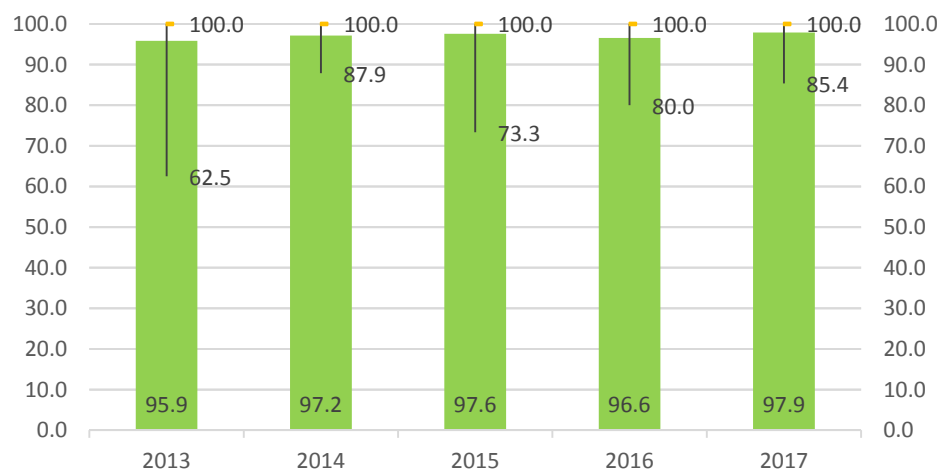
Like all other indicators at Foundation Phase, performance has increased compared to 2016 – by 1.3 percentage points in this case.

The Welsh average increased by 0.2pp to 94.7%, but is still 3.2pp below that of Monmouthshire.

The South East Wales also saw a slight increase from 2016 to 2017 – by 0.2pp. As per the Welsh average, Monmouthshire remain above its score, by 2.7pp – where it was 1.6 in 2016.

Monmouthshire jumped from 3rd to 1st of 22 in the local authority rankings. Having been 2nd in 2015.

Personal & Social Development - Level 5+



Similarly to Mathematical Development, the increased score of the lowest performing school and resulted in the gap between the best and worst scores reducing in 2017, for the 3rd year in a row.

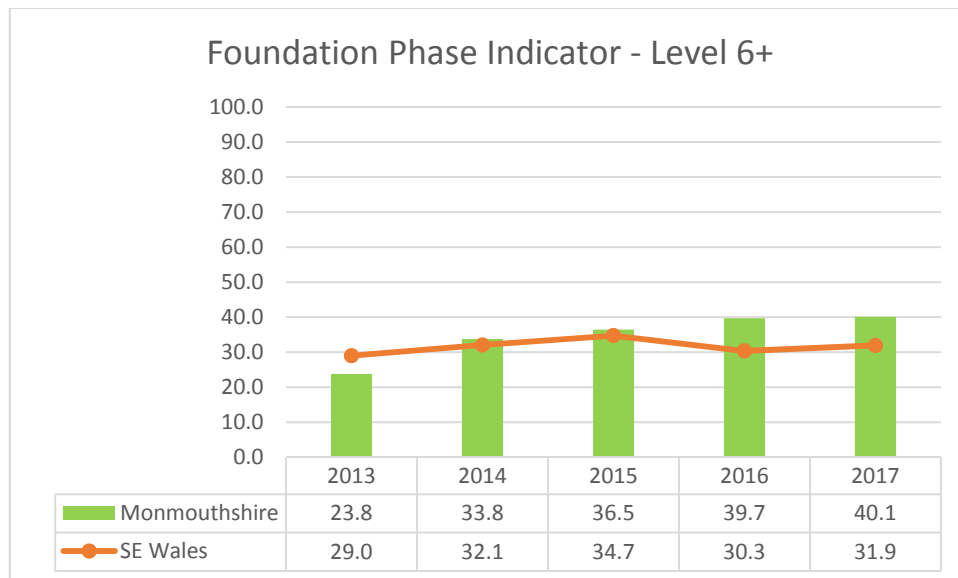
The gap between scores is 14.6, a drop compared to the 2016 figure of 20.0.

21 of 30 schools achieved 100% in 2017, compared to 14 in 2016. 13 schools achieved 100% both years.

11 schools improved on last year's score, with 4 seeing a decline compared to 2016.

26 schools hit or improved on their target for 2017.

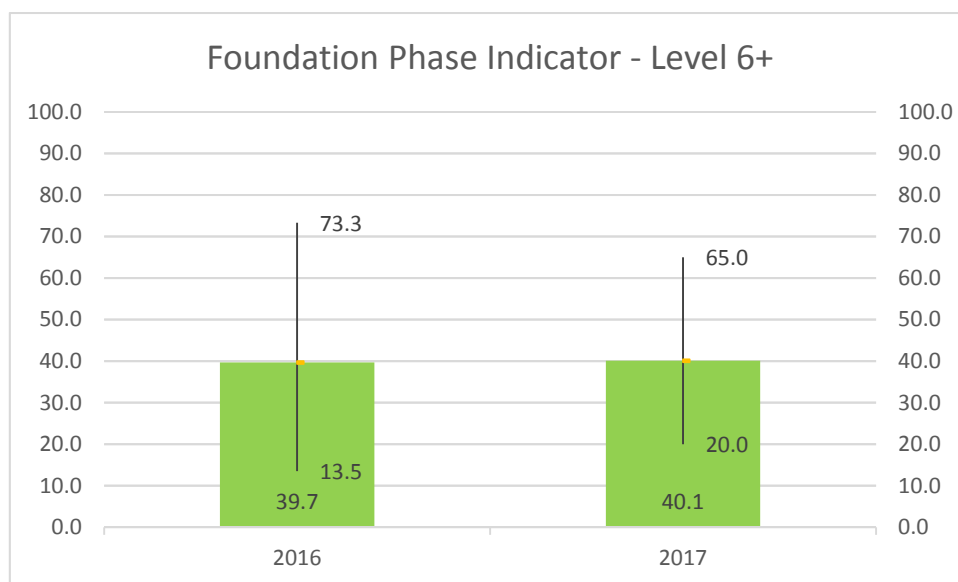
Foundation Phase – Foundation Phase Indicator (Expected Level +1)



The percentage of Monmouthshire pupils achieving level 6+ rose for the 5th year in a row to 40.1% in 2017. 363 of the 905 achieved the benchmark.

2017 has seen a smaller rise compared to past years, with a 0.4 percentage point (pp) increase. Over the 5 year period, scores have risen by 16.3pp, and 3.6pp over a 3 year period.

Due to the South East Wales score increasing by a larger margin, the gap between it and the Monmouthshire score has decreased to 8.2 in 2017, having been 9.4 in 2016. Those are the widest the gap has been in the past 5 years.



This graph shows the range between the scores of the primary schools, alongside Monmouthshire’s overall score. The score of Monmouthshire’s best performing has declined to 65.0% from 73.3% in 2016, despite this the score of the worst performing school has increased by 6.5 percentage points.

16 of 30 schools saw scores increase from 2016, with 15 of 30 (50%) hitting or surpassing their target.

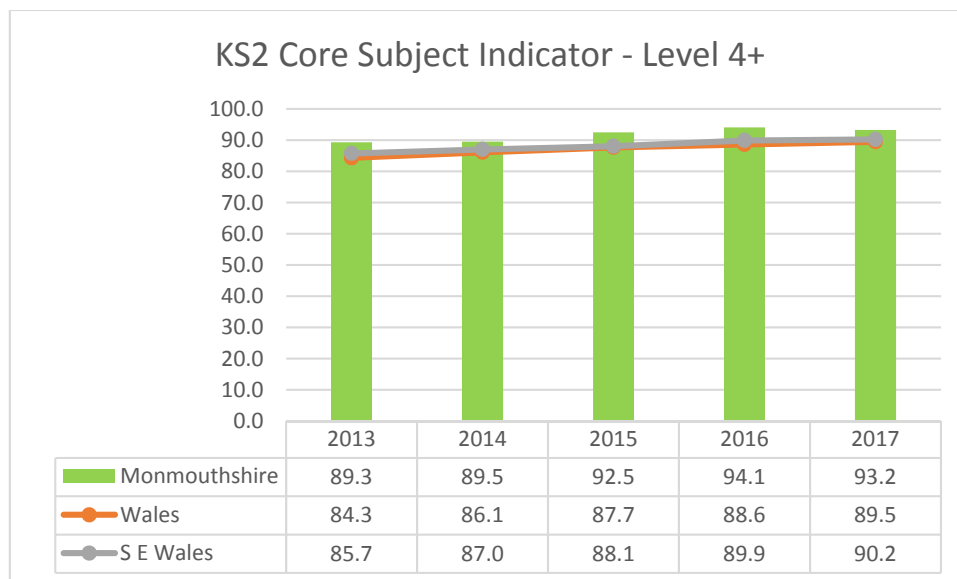
Foundation Phase – Local Authority Rankings – Level 5+

Rank	Foundation Phase Indicator	LLC - English	LLC - Welsh	Mathematical Development	Personal & Social Development
1	Monmouthshire	Monmouthshire	Monmouthshire	Monmouthshire	Monmouthshire
2	Vale of Glamorgan	Ceredigion	Blaenau Gwent	Vale of Glamorgan	Vale of Glamorgan
3	Ceredigion	Vale of Glamorgan	Vale of Glamorgan	Ceredigion	Flintshire
4	Powys	Torfaen	Powys	Bridgend	Ceredigion
5	Flintshire	Newport	Newport	Flintshire	Powys
6	Newport	Flintshire	Bridgend	Merthyr Tydfil	Bridgend
7	Bridgend	Wrexham	Flintshire	Powys	Gwynedd
8	Caerphilly	Bridgend	Swansea	Newport	Cardiff
9	Torfaen	Powys	Caerphilly	Caerphilly	Wrexham
10	Cardiff	Caerphilly	Merthyr Tydfil	Cardiff	Torfaen
11	Wrexham	Cardiff	Rhondda Cynon Taf	Wrexham	Caerphilly
12	Merthyr Tydfil	Merthyr Tydfil	Cardiff	Torfaen	Isle of Anglesey
13	Rhondda Cynon Taf	Pembrokeshire	Ceredigion	Gwynedd	Merthyr Tydfil
14	Pembrokeshire	Rhondda Cynon Taf	Denbighshire	Rhondda Cynon Taf	Carmarthenshire
15	Gwynedd	Blaenau Gwent	Carmarthenshire	Blaenau Gwent	Swansea
16	Blaenau Gwent	Denbighshire	Isle of Anglesey	Carmarthenshire	Newport
17	Isle of Anglesey	Swansea	Neath Port Talbot	Pembrokeshire	Denbighshire
18	Carmarthenshire	Conwy	Wrexham	Isle of Anglesey	Conwy
19	Swansea	Isle of Anglesey	Gwynedd	Swansea	Blaenau Gwent
20	Denbighshire	Neath Port Talbot	Conwy	Denbighshire	Rhondda Cynon Taf
21	Conwy	Carmarthenshire	Pembrokeshire	Conwy	Pembrokeshire
22	Neath Port Talbot	Gwynedd	Torfaen	Neath Port Talbot	Neath Port Talbot

This page is intentionally left blank

Key Stage 2 – Core Subject Indicator

Cohort = 874 (decrease of 9 pupils compared to 2016).

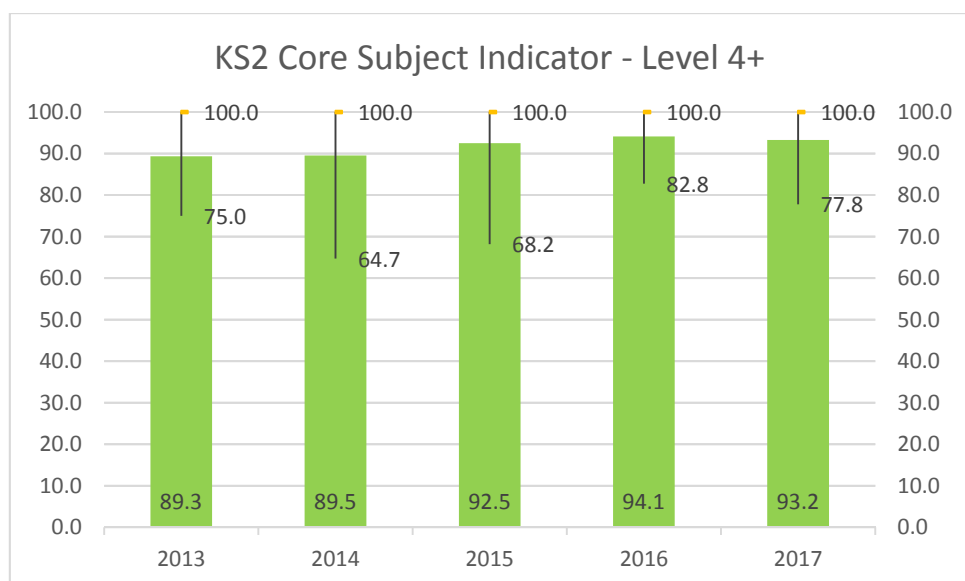


Monmouthshire's score declined by 0.9pp in 2017 to 93.2%, this constitutes to 815 of the 874 pupils achieving the benchmark (compared to 831 of 883 in 2016).

Performance at both a Wales and South East Wales level has increased slightly, both by under 1.0 percentage point (pp). The Welsh average increased by 0.9pp to 89.5%, a continuous improvement over the past 5 years. The South East Wales average has had a similar improvement over the same period, albeit always remaining higher than the Welsh average. In 2017, the average rose by 0.3pp to 90.2%.

The gap between the average of Monmouthshire to Wales and South East Wales shortened in 2017, however remain at least 3.0pp higher than both. Compared to Wales, the gap has closed from 5.5 to 3.7 – the closest it's been since 2014. The gap to South East Wales is slightly narrower at 3.0, the narrowest it has been in the past 5 years.

In terms of local authority rankings, Wales have dropped from 1st to 2nd place in 2017, having been the highest performing local authority for the previous 2 years.



The graph above shows the Monmouthshire average (green bars), alongside the range of scores of the 30 primary schools within the county.

As the graph demonstrates, the gap from the top to the bottom of the range has increased by exactly 5.0 percentage points (pp) from 2016. There is only one other school within the county that has a score below 86.0%.

7 of the 30 schools (23.3%) had all of their pupils achieve the Core Subject Indicator, this figure is equal to the number of schools achieving 100% in 2016 – with 4 schools achieving 100% in both years.

10 schools (33.3%) bettered their 2016 score in 2017, with 6 schools achieving an equal score over the same period. Interestingly, of the 10 schools who improved in 2017, only 1 saw an improvement from 2015 to 2016 also (with 1 equalling their performance).

24 schools (80.0%) achieved their target set for 2017, with 11 of those 24 achieving scores above their set target.

Clusters

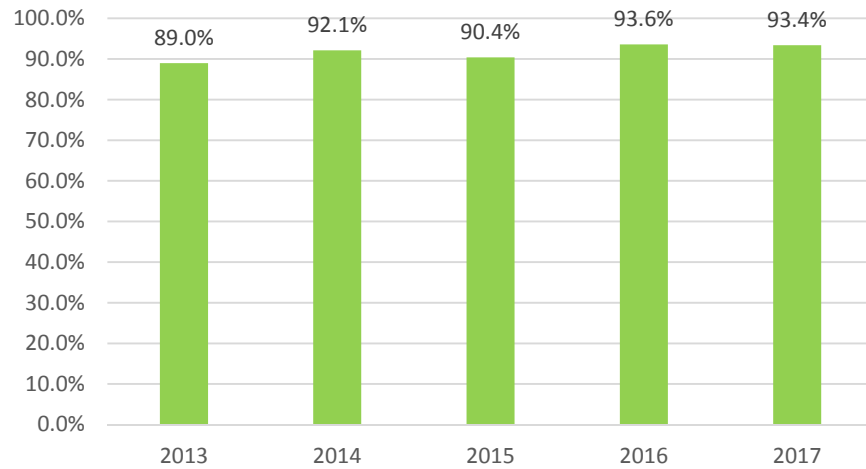
The following graphs show the performance of the school clusters for the Core Subject Indicator over the past 5 years.

Chepstow, the smallest cluster have the highest score for 2017, having been the lowest performing in Monmouthshire in 2016. Their score of 94.5% is 1.1 percentage points (pp) higher than the next best performing in Abergavenny, and 1.4pp higher than the Monmouth cluster. Caldicot are the worst performing cluster with a score of 92.3% - 2.2pp less than Chepstow.

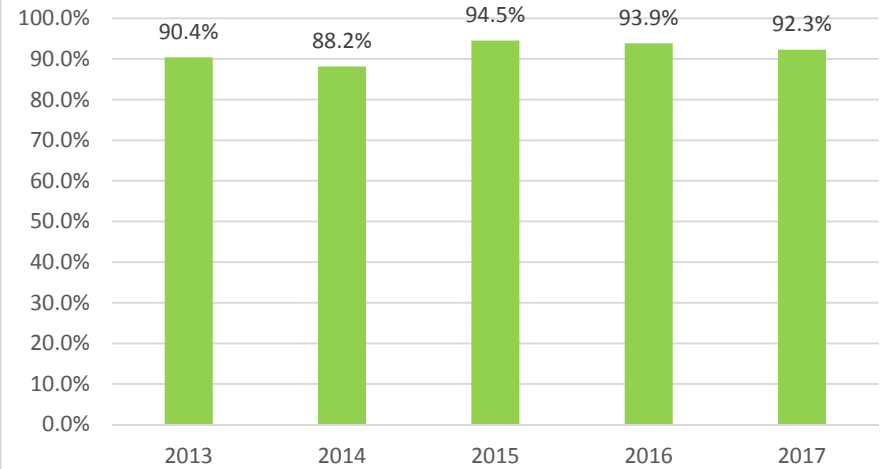
Comparing to the year previous (2016), Monmouth have seen the biggest drop in performance, where their score has dropped 3.2pp. Both Abergavenny and Caldicot also saw their scores decline in 2017, by 0.2pp and 1.6pp respectively. Chepstow were the only cluster in 2017 to improve on their 2016 score, rising 1.9pp to 94.5%.

Key Stage 2 Core Subject Indicator - Clusters

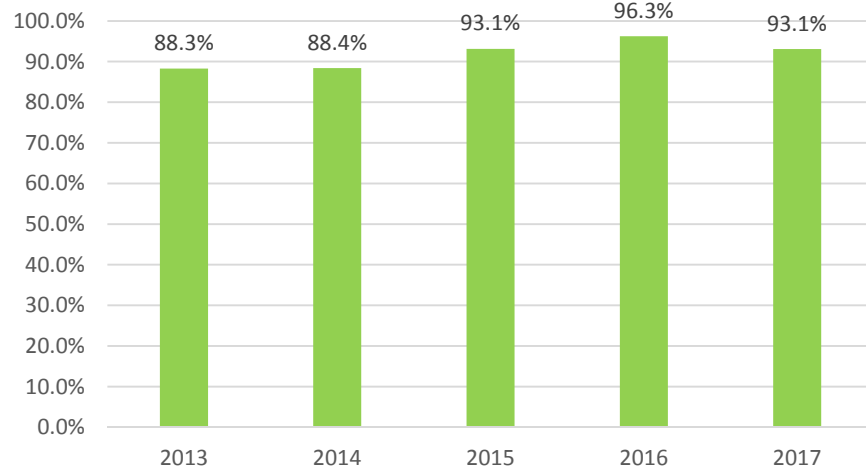
KS2 CSI - Abergavenny - Level 4+



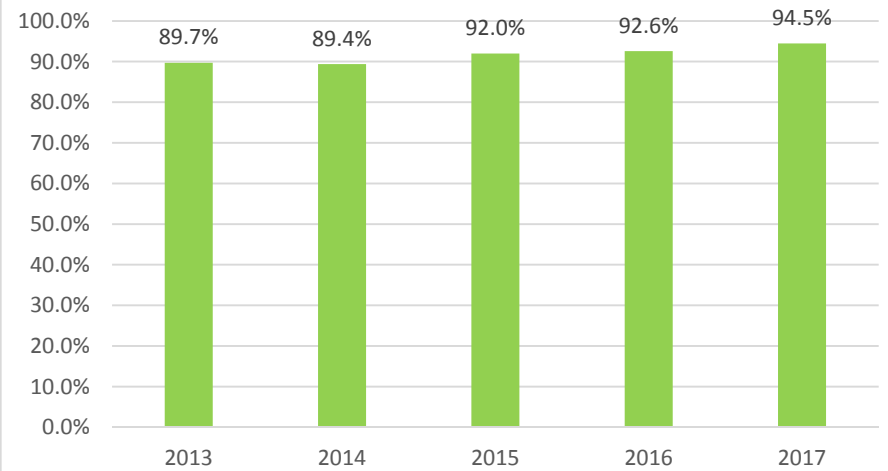
KS2 CSI - Caldicot - Level 4+



KS2 CSI - Monmouth - Level 4+

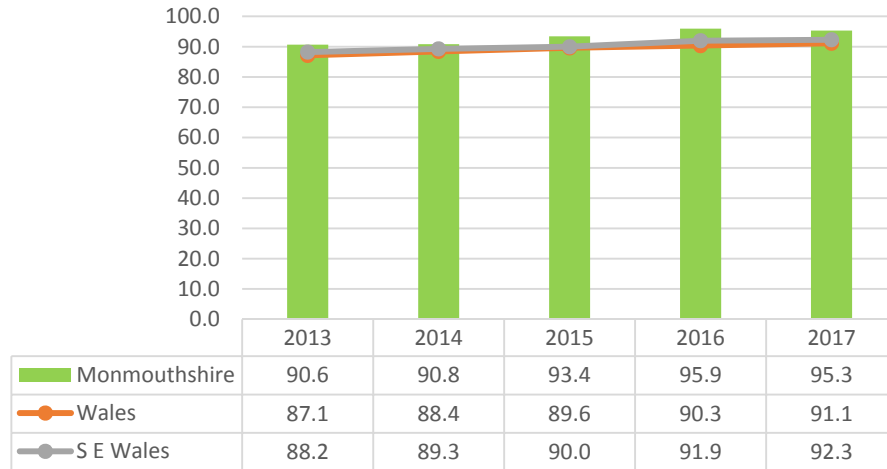


KS2 CSI - Chepstow - Level 4+



Key Stage 2 English

KS2 English - Level 4+



The Monmouthshire score for 2017 is 95.3%, which equates to 833 of the 874 cohort achieving the benchmark.

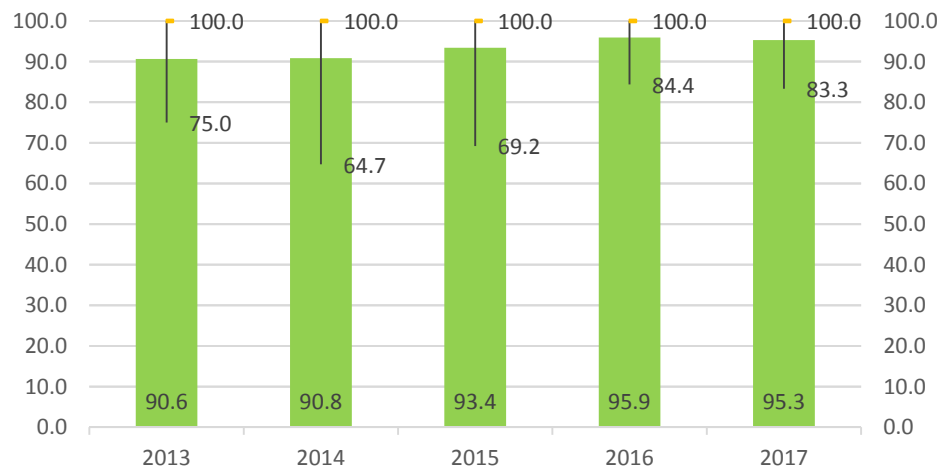
The score is a decrease compared to 2016 performance, by 0.6 percentage points (pp). This is the first year for at least 5 years where performance has dropped compared to the previous year.

The Welsh average increased by 0.8pp to 91.1%, therefore the gap between the Monmouthshire and Wales average shortened to 4.2.

Similar to the Welsh average, the South East Wales average increased by less than 1pp, from 91.9% in 2016 to 92.3% in 2017. This also means the gap to the Monmouthshire average has decreased to 3.0pp.

As per 2016, Monmouthshire are the top ranking authority in Wales.

KS2 English - Level 4+



Over the past 5 years, Monmouthshire has had schools achieving 100% in each year. However the score of the lowest performing school has fluctuated more, with scores ranging from 64.7% in 2014 to 84.4% in 2016.

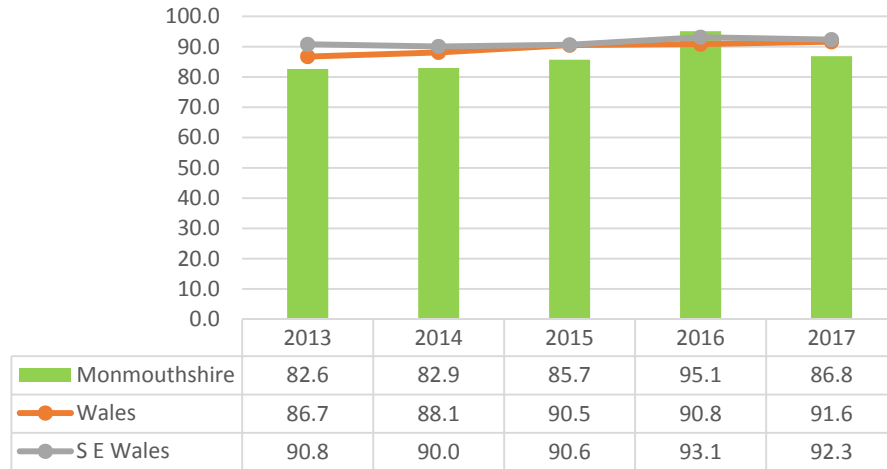
8 schools in 2017 achieved 100% at this benchmark, with 11 doing the same in 2016 – with 6 schools achieving 100% in both years.

11 schools improved on their 2016 performance in 2017, with 12 schools seeing a decline in performance.

26 of the 30 schools hit or improved on their target.

Key Stage 2 Cymraeg

KS2 Cymraeg - Level 4+



The Monmouthshire average for Welsh 1st Language for 2017 is 86.8%, with 33 of the 38 pupil cohort achieving the benchmark.

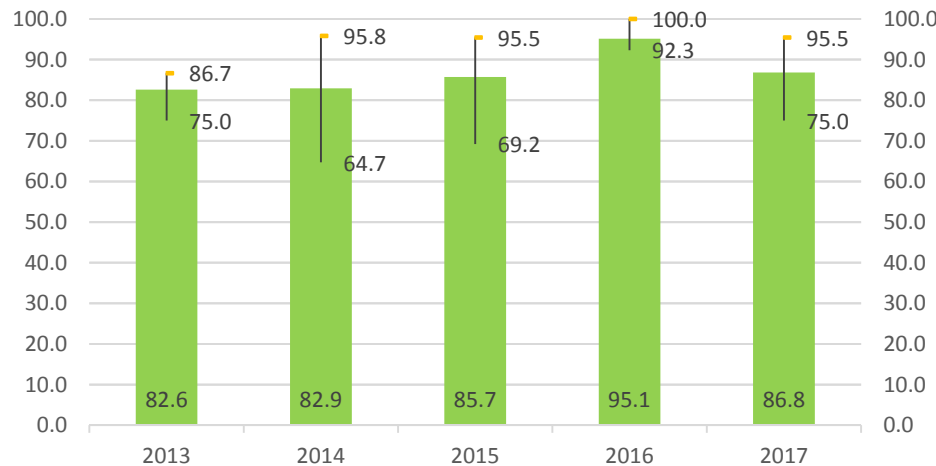
The score is a decrease compared to 2016 performance, by 8.3 percentage points (pp), however the small cohort numbers involved accentuate the drop. 39 of 41 achieved the benchmark in 2016.

The Welsh average increased by 0.8pp to 91.6%, with the Welsh average now above the Monmouthshire average – with a gap of 4.8pp.

The South East Wales average dropped by 0.8pp from 2016 to 2017. However the SE Wales average remains higher than the Welsh average, and is 5.5pp higher than Monmouthshire’s average.

Monmouthshire rank 21st of 22 local authorities in Wales for this measure.

KS2 Cymraeg - Level 4+



For the last 5 years, Monmouthshire’s top performing school has had a score of over 95.0%. The score of the lowest performing school has been a little more widespread, with scores ranging from 64.7% in 2014 to 92.3% in 2016.

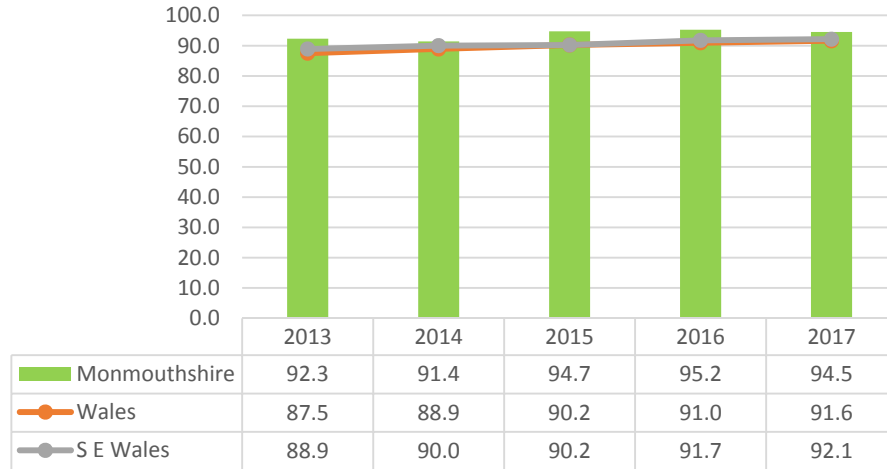
The gap between scores is 20.5, an increase on the 2016 figure of 7.7. However is lower than scores seen in 2014 and 2015 where the top performing schools performance was similar to 2017 – 31.1 in 2014 and 26.3 in 2015.

1 school improved on their 2016 performance in 2017, with 1 schools seeing a decline in performance.

2 of the 2 schools hit or improved on their target.

Key Stage 2 Mathematics

KS2 Mathematics - Level 4+



The Monmouthshire score for 2017 is 94.5%, which equates to 826 of the 874 cohort achieving the benchmark.

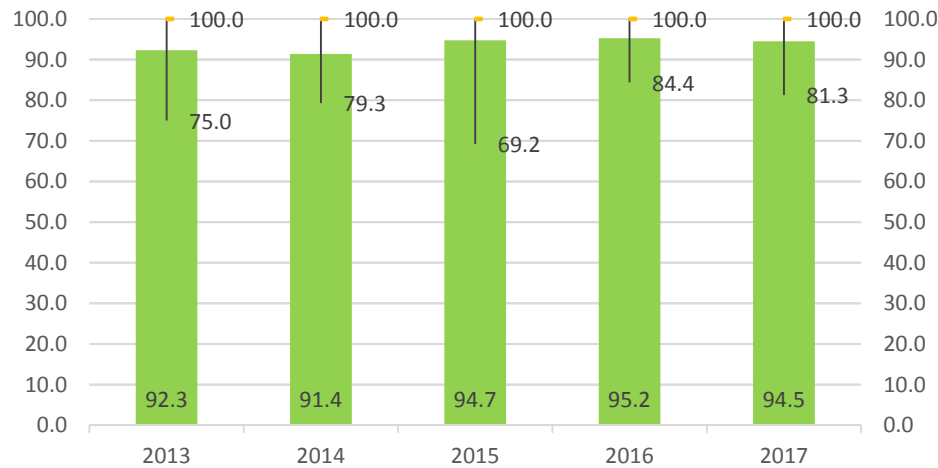
The score has declined by 0.7 percentage points (pp) from the previous year, for the first time since 2014.

The Welsh average increased by 0.6pp to 91.6%, this has resulted in the gap between Monmouthshire and Welsh averages shortening to 2.9 from 4.2 in 2016.

As per the Welsh average, the South East Wales average increased by a small margin, from 91.7% to 92.1%. 2.4pp lower than Monmouthshire.

Monmouthshire are 2nd in the local authority rankings in Wales, having been 1st for the previous 2 years.

KS2 Mathematics - Level 4+



As seen with English, Monmouthshire has had schools achieving 100% in each of the past 5 years for Mathematics. The score of the lowest performing school declined in 2017 to 81.3%, a 3.1pp drop.

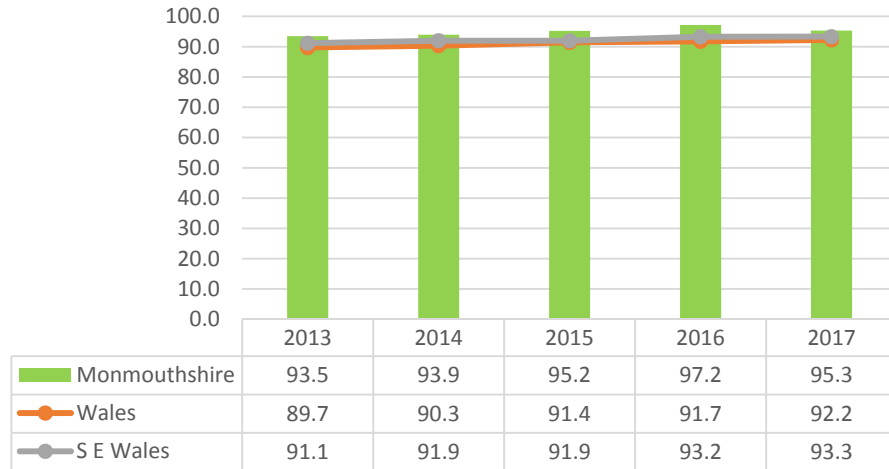
9 schools in 2017 achieved 100% at this benchmark, with the same number achieving 100% in 2016 – with 5 schools achieving 100% in both years.

11 schools improved on their 2016 performance in 2017, with 12 schools seeing a decline in performance.

24 of the 30 schools hit or improved on their target.

Key Stage 2 Science

KS2 Science - Level 4+



The Monmouthshire average for Welsh 1st Language for 2017 is 95.3%, with 833 of the 874 pupil cohort achieving the benchmark.

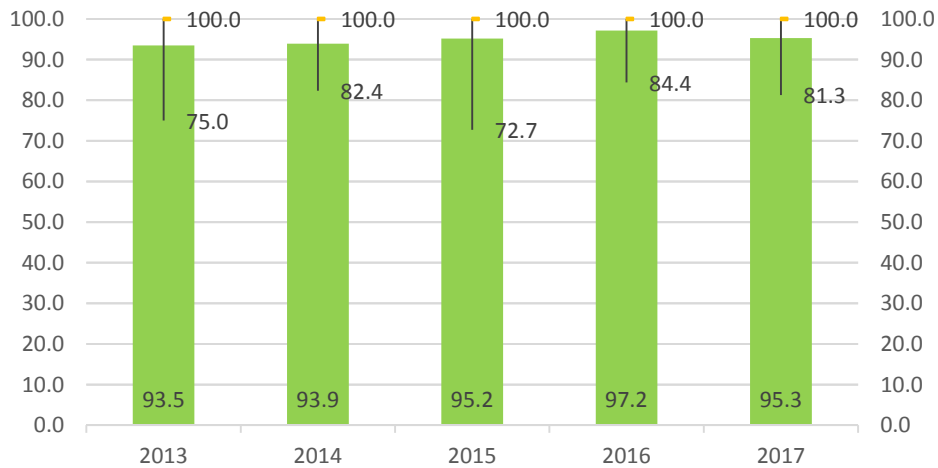
Performance has decreased compared to 2016, by 1.9 percentage points (pp), but is greater than that of the 3 years previous to 2016.

The Welsh average increased by 0.5pp to 92.2%, but is still 3.1pp below that of Monmouthshire – with the gap decreasing from 5.5 in 2016.

The South East Wales also saw a slight increase from 2016 to 2017 – by 0.1pp. As per the Welsh average, Monmouthshire remain above its score, by 2.0pp – where it was 5.0 in 2016.

Monmouthshire rank 1st of 22 local authorities in Wales for this measure, and have done so for 4 of the last 5 years.

KS2 Science - Level 4+



For the last 5 years, Monmouthshire have had schools achieving 100% in Science. The score of the lowest performing school has been over 80.0% in the past 2 years.

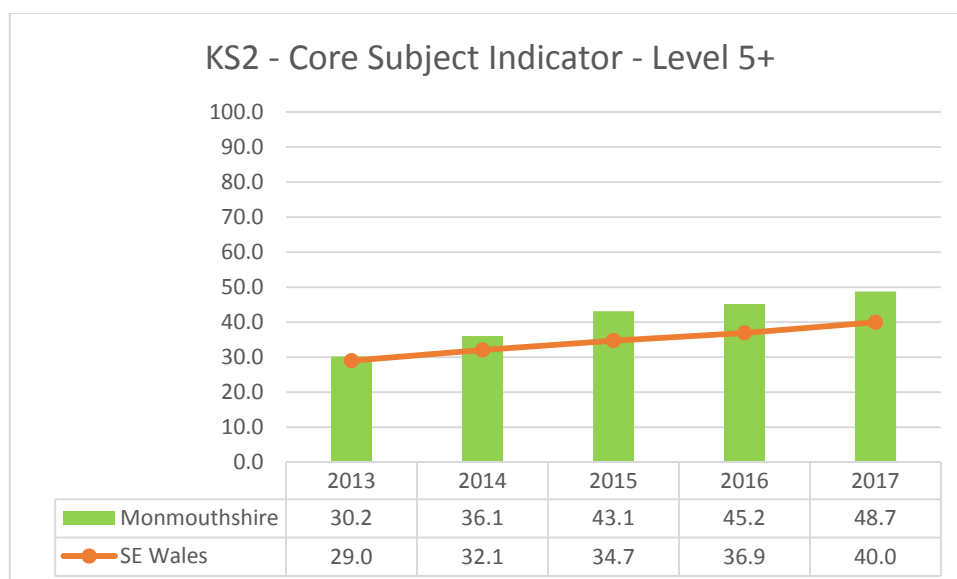
The gap between scores is 18.7, a drop compared to the 2016 figure of 15.6.

9 schools achieved 100% in 2017, compared to 15 in 2016. 7 schools achieved 100% both years.

8 schools improved on last year's score, with 14 seeing a decline compared to 2016.

21 schools hit or improved on their target for 2017.

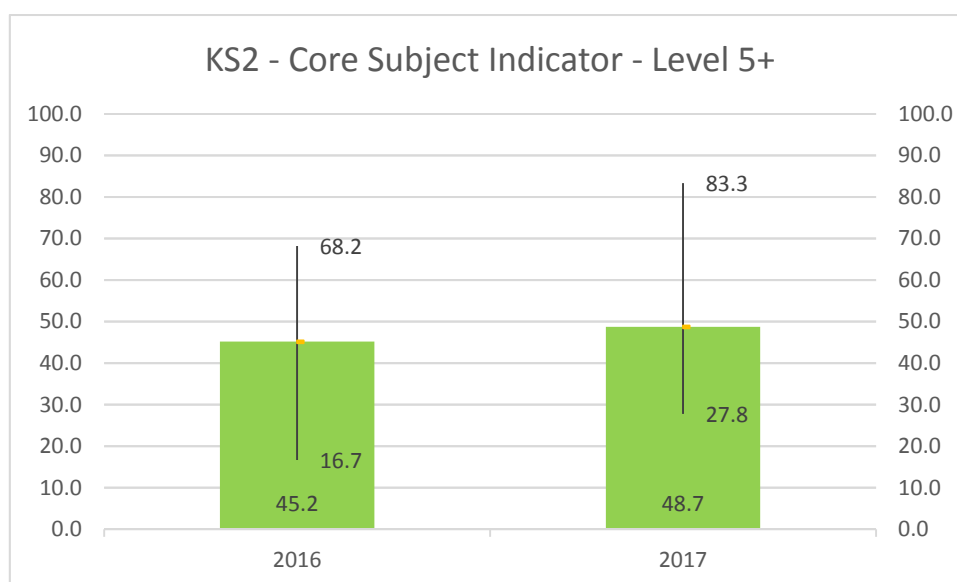
Key Stage 2 – Core Subject Indicator (Expected Level +1)



The percentage of Monmouthshire pupils achieving level 5+ rose for the 5th year in a row in 2017. 426 of the 874 achieved the benchmark.

The score has risen by 3.5 percentage points (pp) compared to 2016 to 48.7%. This has contributed to an 18.7pp rise over the past 5 years, with the South East Wales average rising by 11.0pp over the same period.

The gap between the Monmouthshire score and that of South East Wales has increased to 8.7 in 2017, having been 8.3 in 2016, and is the widest the gap has been in 5 years.



This graph shows the range between the scores of the primary schools, alongside Monmouthshire's overall score. As can be seen, the overall performance of schools at both ends of the scale have improved, with the top performing school now having a score of 83.3% compared to 68.2% in 2016, an improvement of 15.1 percentage points.

21 of 30 schools (70%) saw scores increase from 2016, with 19 of 30 (63%) hitting or surpassing their target.

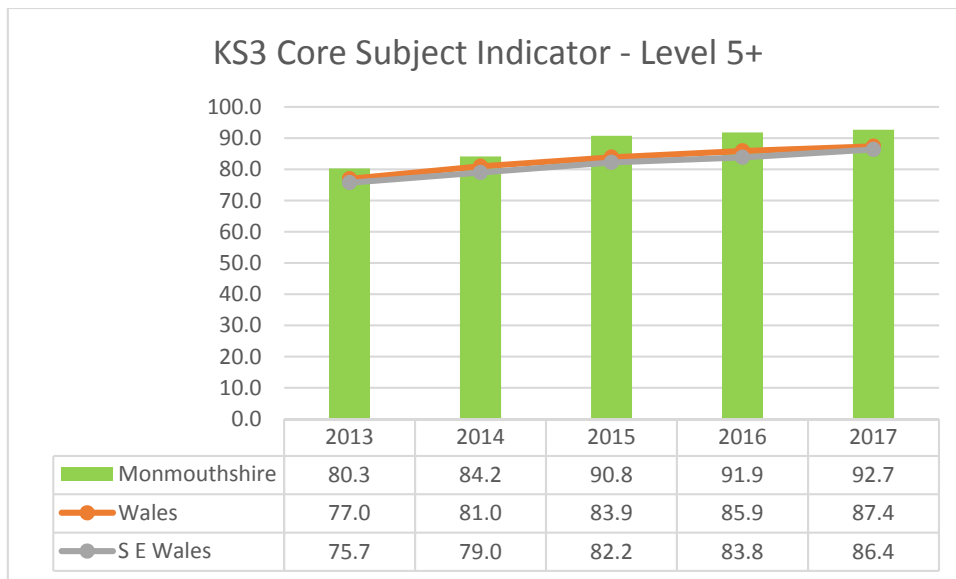
Key Stage 2 – Local Authority Rankings – Level 4+

Rank	Core Subject Indicator	English	Mathematics	Science
1	Vale of Glamorgan	Monmouthshire	Vale of Glamorgan	Monmouthshire
2	Monmouthshire	Vale of Glamorgan	Monmouthshire	Vale of Glamorgan
3	Gwynedd	Gwynedd	Gwynedd	Powys
4	Isle of Anglesey	Powys	Isle of Anglesey	Torfaen
5	Powys	Newport	Flintshire	Isle of Anglesey
6	Flintshire	Isle of Anglesey	Powys	Gwynedd
7	Wrexham	Flintshire	Wrexham	Newport
8	Merthyr Tydfil	Wrexham	Rhondda Cynon Taf	Flintshire
9	Newport	Torfaen	Caerphilly	Wrexham
10	Caerphilly	Caerphilly	Newport	Caerphilly
11	Rhondda Cynon Taf	Merthyr Tydfil	Denbighshire	Denbighshire
12	Torfaen	Rhondda Cynon Taf	Swansea	Rhondda Cynon Taf
13	Swansea	Swansea	Cardiff	Swansea
14	Cardiff	Bridgend	Torfaen	Merthyr Tydfil
15	Bridgend	Cardiff	Merthyr Tydfil	Carmarthenshire
16	Pembrokeshire	Pembrokeshire	Carmarthenshire	Cardiff
17	Denbighshire	Denbighshire	Bridgend	Bridgend
18	Carmarthenshire	Carmarthenshire	Pembrokeshire	Pembrokeshire
19	Conwy	Conwy	Blaenau Gwent	Conwy
20	Blaenau Gwent	Ceredigion	Conwy	Blaenau Gwent
21	Ceredigion	Blaenau Gwent	Ceredigion	Ceredigion
22	Neath Port Talbot	Neath Port Talbot	Neath Port Talbot	Neath Port Talbot

This page is intentionally left blank

Key Stage 3 – Core Subject Indicator

Cohort = 825 (increase of 90 pupils compared to 2016).

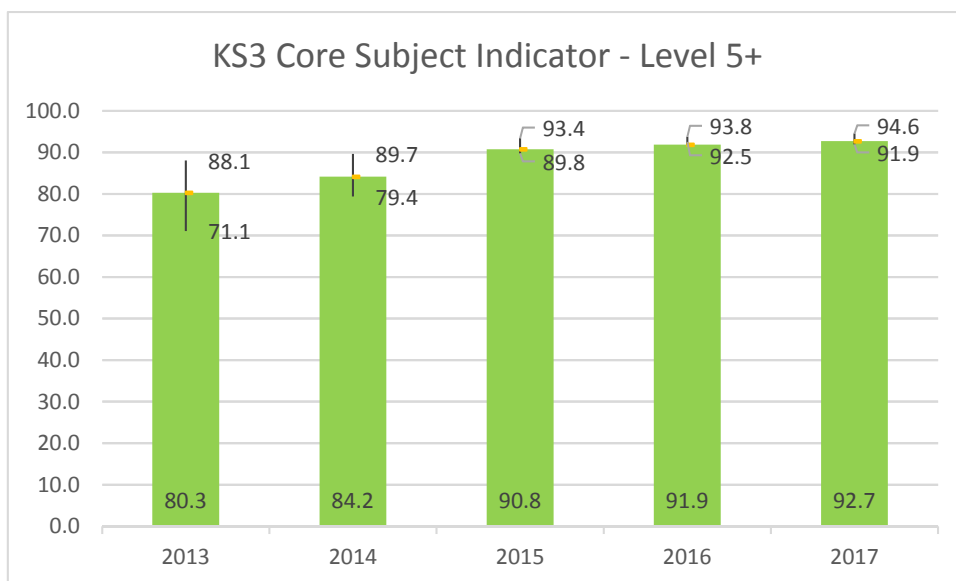


Monmouthshire’s score at the expected level increased by 0.8 percentage points (pp) in 2017 to 93.8%, this means that 765 of the 825 pupils achieved the benchmark (compared to 700 of 762 in 2016).

Both the Wales and South East Wales increased at a rate higher than that of Monmouthshire. The Welsh average increased by 1.5pp to 87.4%, but still sits 5.3pp behind Monmouthshire’s score.

The South East Wales average saw a 2.6pp rise over the same period, which shortens the gap to Monmouthshire to 6.3pp, having been 7.0pp in 2016.

In terms of local authority rankings, Monmouthshire are placed 2nd in Wales, having been 3rd in 2016.



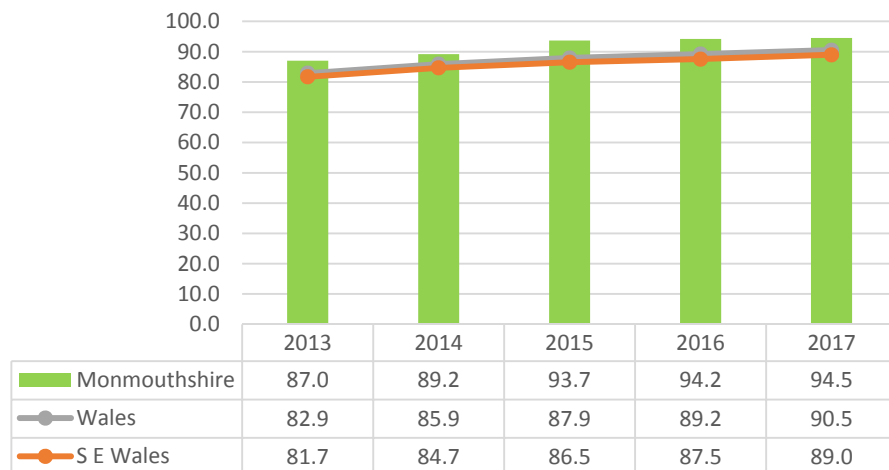
The graph above shows the Monmouthshire average (green bars), alongside the range of scores across the 4 secondary schools within the county.

Despite the overall Monmouthshire score increasing, the range of scores for the secondary schools widened – due to the score of the lowest performing school dropping by 0.6 percentage points (pp) in 2017. The score of Monmouthshire’s top performing school has increased for the 5th year in a row, reaching 94.6% in 2017 – an increase of 0.8pp compared to the previous year.

3 schools (75.0%) bettered their 2016 score in 2017, and the same 3 have seen scores rise each year over the 5 year period. Despite this, only 1 of the 4 schools hit their set target this year.

Key Stage 3 - English

KS3 English - Level 5+



The Monmouthshire score for 2017 is 94.5%, which equates to 780 of the 825 cohort achieving the benchmark.

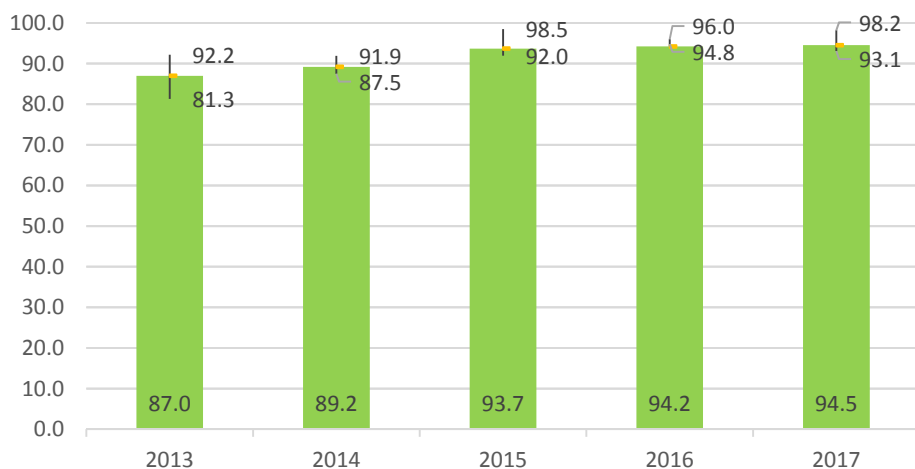
Performance for Monmouthshire, Wales and South East Wales has increased year on year for the past 5 years, with Monmouthshire seeing a 0.3 percentage point (pp) increase from 2016.

The Welsh average increased by 1.3pp to 90.5%, the greater increase has seen the gap between the Monmouthshire and Wales average shorten to 4.0 from 5.0 in 2016.

Similar to the Welsh average, the South East Wales average increased by a greater amount than the Monmouthshire score, by 1.5pp to 89.0%.

As per 2016, Monmouthshire are the 2nd best ranking authority in Wales.

KS3 English - Level 5+



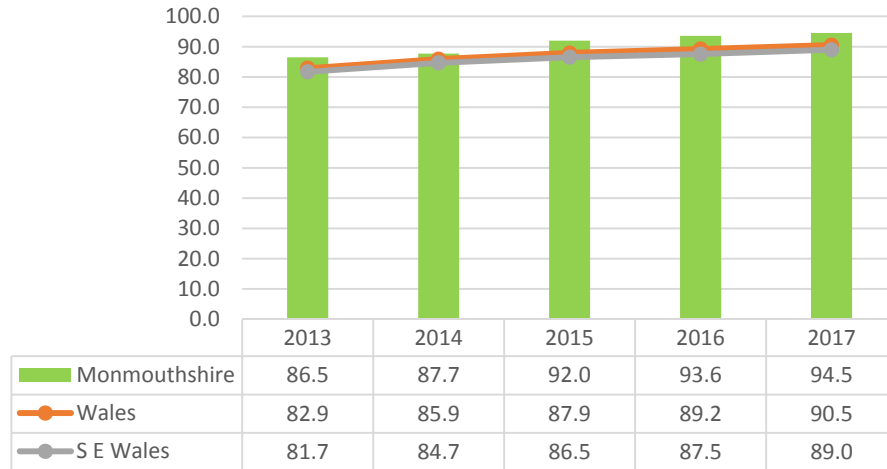
The range of scores widened in 2017, with the top performing school achieving a higher score and the score of the worst performing school dropping. Only 2015 saw a higher score by a school over the past 5 years, with the lowest performing school having a score higher than the Monmouthshire average for 2 of the 5 years shown.

3 schools improved on their 2016 performance in 2017, with a single school seeing a decline in performance.

2 of the 4 schools hit or improved on their target.

Key Stage 3 - Mathematics

KS3 Mathematics - Level 5+



The Monmouthshire average for Mathematics for 2017 is 94.5%, with 780 of the 825 pupil cohort achieving the expected level.

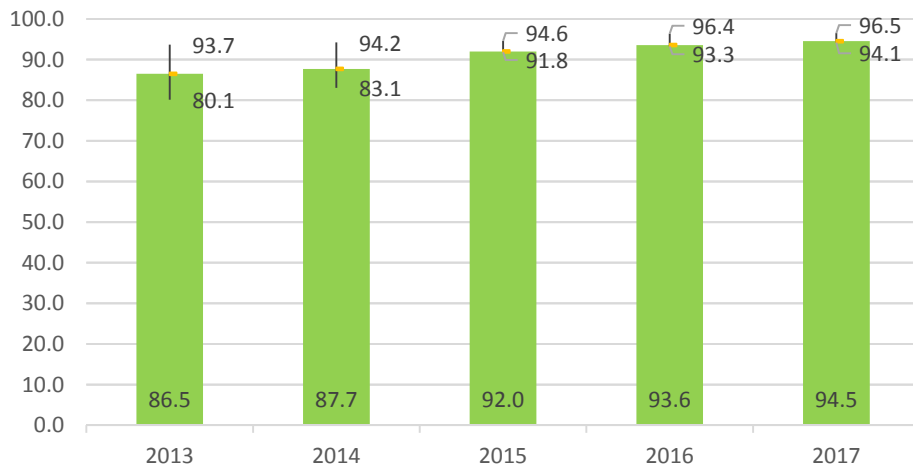
As seen with English, Monmouthshire’s score has increased (by 0.9 percentage points), but at a smaller margin than the gains seen at Wales and South East Wales level.

The Welsh average increased by 1.3pp to 90.5%, with a gap to Monmouthshire of 4.0 percentage points (pp). This is fairly consistent to the past 3 years, where the gap has been between 4.4 and 4.0.

The South East Wales average rose by 1.5pp from 2016 to 2017, with a gap of 5.5pp to Monmouthshire (6.1 in 2016).

Monmouthshire rank 2nd in Wales, an increase for the 4 consecutive year.

KS3 Mathematics - Level 5+



For the 5th year in a row, scores at both ends of the ranges have improved. The top performing schools in 2017 had a score of 96.5%, an improvement of 0.1 percentage point (pp) compared to the best school in 2016, and 1.9pp to 2015.

The score of the worst performing school has increased by 14.0pp over the 5 year period, with a 0.8pp gain seen in 2017.

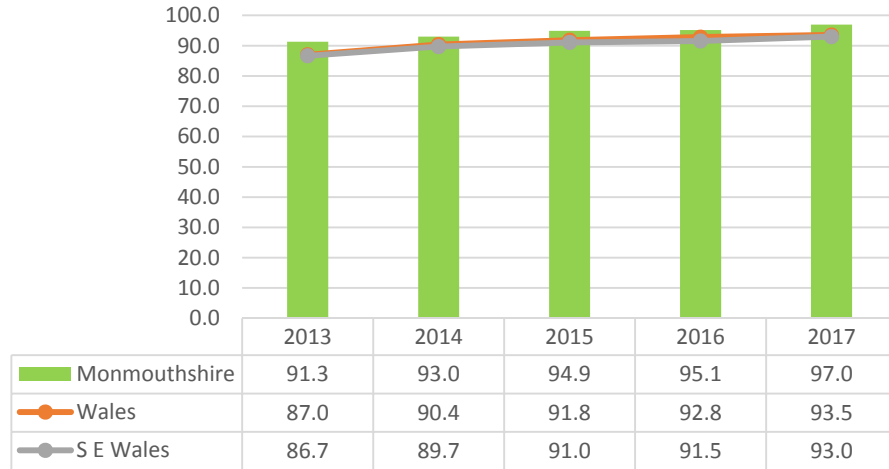
With the improvements seen over the past 5 years, the gap has narrowed to 2.4 in 2017, having been 3.1 in 2016.

3 schools improved on their 2016 performance in 2017, with 1 schools seeing a decline in performance.

2 of the 4 schools hit or improved on their target.

Key Stage 3 – Science

KS3 Science - Level 5+



The Monmouthshire score for 2017 is a 5 year high of 97.0%, which equates to 800 of the 825 cohort achieving the expected level in Science.

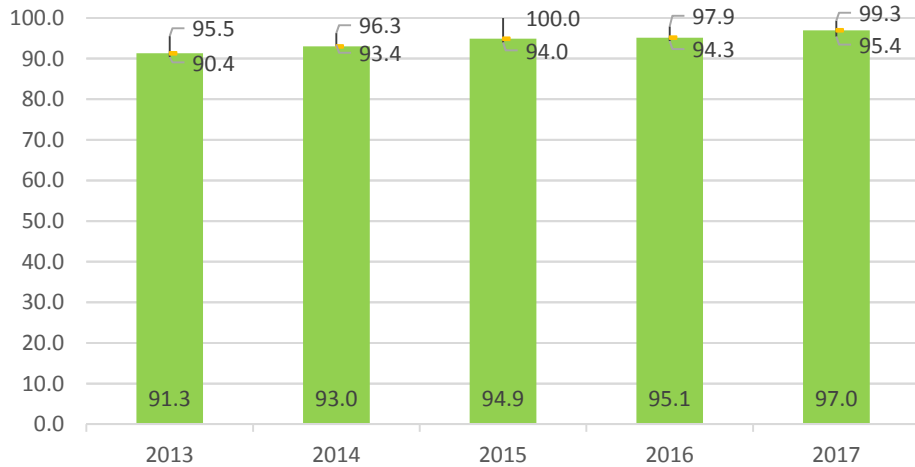
The score has increased by 1.9 percentage points (pp), the increase is equal to the biggest achieved over the 5 years, and is greater than the increases seen by Wales and South East Wales.

The Welsh average increased by 0.7pp to 91.6%, with a gap of 3.5 to the Monmouthshire score.

The South East Wales average increased by 1.5pp to 93.0%. 4.0pp lower than Monmouthshire.

Monmouthshire are now the top ranking authority in Wales for Science, having been 6th in 2016.

KS3 Science - Level 5+

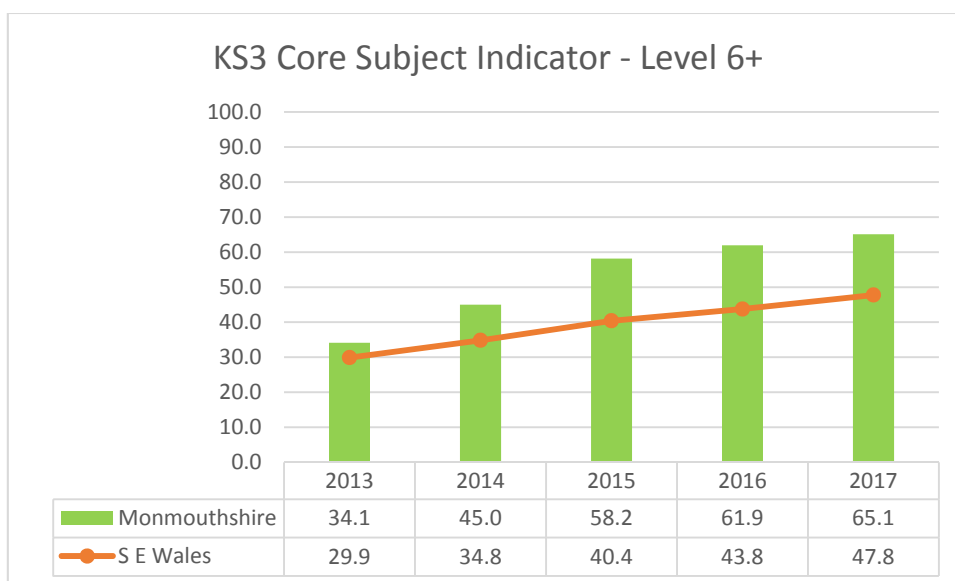


The score of the lowest performing school has increased year on year since 2013 – with a 1.1pp rise in 2017 to 95.4%. The 99.3% achieved by the highest performing school is a gain of 1.4pp compared to 2016.

All 4 schools improved on their 2016 performance in 2017.

3 of the 4 schools hit or improved on their target.

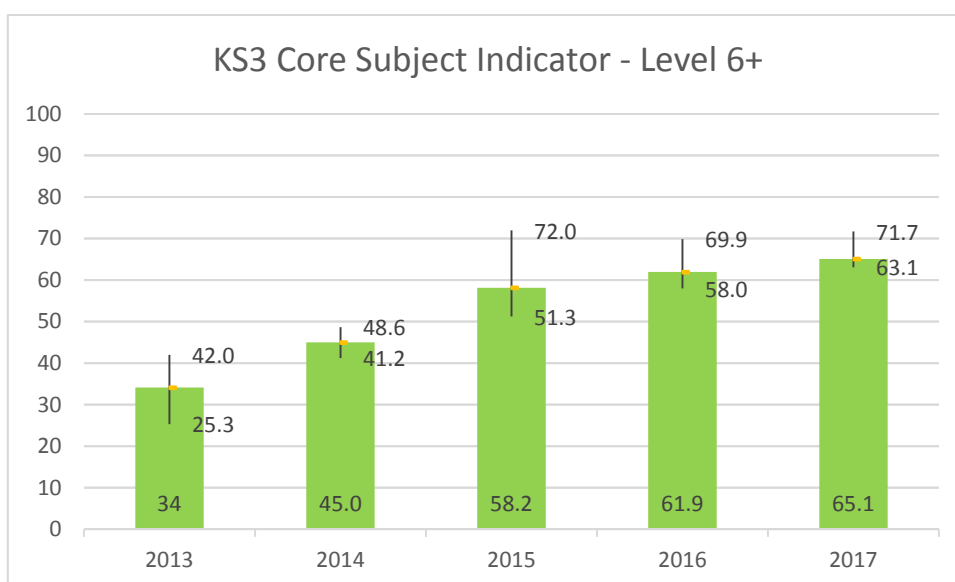
Key Stage 3 – Core Subject Indicator (Expected Level +1)



As consistently seen across Key Stage 3 this year, the percentage of Monmouthshire pupils achieving rose for the 5th year in a row in 2017. 537 of the 825 cohort achieved the benchmark in 2017 – reaching 65.1%.

The score has risen by 3.2 percentage points (pp) from 2016. This has contributed to a 31.0pp rise over the past 5 years, with the South East Wales average rising by 17.9pp over the same period.

The gap between the Monmouthshire score and that of South East Wales has decreased to 17.3 in 2017, having been 18.1 in 2016.



This graph shows the range between the scores of the secondary schools, alongside Monmouthshire’s overall score. As can be seen, the overall performance of schools at both ends of the scale have improved, with the top performing school now having a score of 71.7% compared to 69.9% in 2016, an improvement of 1.8 percentage points.

3 of the 4 schools saw scores increase from 2016, with 1 of 4 hitting or surpassing their target.

Key Stage 3 – Local Authority Rankings – Level 5+

Rank	Core Subject Indicator	English	Mathematics	Science
1	Gwynedd	Ceredigion	Gwynedd	Monmouthshire
2	Monmouthshire	Monmouthshire	Monmouthshire	Gwynedd
3	Ceredigion	Vale of Glamorgan	Vale of Glamorgan	Ceredigion
4	Vale of Glamorgan	Gwynedd	Ceredigion	Vale of Glamorgan
5	Flintshire	Isle of Anglesey	Flintshire	Bridgend
6	Bridgend	Flintshire	Carmarthenshire	Conwy
7	Torfaen	Powys	Torfaen	Isle of Anglesey
8	Conwy	Bridgend	Conwy	Powys
9	Isle of Anglesey	Conwy	Bridgend	Torfaen
10	Powys	Swansea	Pembrokeshire	Flintshire
11	Pembrokeshire	Pembrokeshire	Powys	Carmarthenshire
12	Carmarthenshire	Cardiff	Swansea	Denbighshire
13	Swansea	Torfaen	Isle of Anglesey	Cardiff
14	Rhondda Cynon Taf	Merthyr Tydfil	Rhondda Cynon Taf	Rhondda Cynon Taf
15	Merthyr Tydfil	Rhondda Cynon Taf	Denbighshire	Newport
16	Wrexham	Carmarthenshire	Newport	Pembrokeshire
17	Cardiff	Denbighshire	Cardiff	Merthyr Tydfil
18	Denbighshire	Wrexham	Wrexham	Swansea
19	Newport	Newport	Blaenau Gwent	Blaenau Gwent
20	Caerphilly	Blaenau Gwent	Caerphilly	Wrexham
21	Blaenau Gwent	Caerphilly	Merthyr Tydfil	Caerphilly
22	Neath Port Talbot	Neath Port Talbot	Neath Port Talbot	Neath Port Talbot

This page is intentionally left blank

SUBJECT: Provisional Report on Outcomes of Looked After Children in Academic Year 2016-17
DIRECTORATE Children and Young People
MEETING: DMT- CYP and SS
DATE:
DIVISION/WARDS AFFECTED: All

1. PURPOSE:

1.1 The purpose of this report is to provide information on the outcomes of Monmouthshire Looked After Children in 2016/17

RECOMMENDATIONS:

2.1 That both Children and Young People's Directorate and Social Care Directorate's DMT accept the report prior to its submission at Corporate Parenting Panel.

3. KEY ISSUES:

3.1 The achievement at all key stages for LAC pupils fluctuates due to very small cohort numbers and a greater representation of pupils at School Action Plus or with statements of SEN than the overall population. (e.g. as of March 31st 2016, there were 76 school aged pupils who were looked after and out of this cohort 11 pupils 14.5% were statemented compared with approximately 3% of Monmouthshire's universal population). The distribution of statements reflected that 22.2% of secondary pupils had a statement of ALN (8 pupils out of a secondary population of 36). Of these 8 pupils 50% were placed in out of county specialist provision, with 1 placed in specialist provision in county with the other 3 attending local in county mainstream provision. Of the 7.5% (3/40) of primary aged LAC pupils who were statemented LAC pupils, 1 was educated within out county specialist provision, whilst 2 others were educated within mainstream provision, one within Monmouthshire and the other child in a neighbouring SEWC Local Authority. This associated with underlying issues for pupils being accommodated presents schools and LA Officers with significant challenges in engaging, maintaining engagement resulting in positive outcomes for this cohort of very vulnerable young people.

3.2 The Welsh Government have launched their strategy and action plan for Raising the ambitions and educational attainment of children who are looked after in Wales and funding for raising the attainment of LAC pupils is now distributed on a consortia basis. Funding is allocated on the basis of the numbers of Welsh LAC pupils in each cluster across the region. Our LAC children placed in England have been raised as an issue and to ensure that they have access to support it has been agreed that a sum of money is allocated to each pupil that their school can bid for.

3.3 The picture in Monmouthshire for academic year 2016-17 shows that all LAC pupils in Foundation Phase achieved the CSI together with improved 3 year rolling averages in attainment at the end of key stages 2 and 3. The outcomes at Key Stage 4 will need detailed explanation.

3.4 The Local Authority monitors the progress of this cohort of pupils using targets set by the schools which have been submitted to the EAS. The performance of LAC pupils across all key stages is favourable in comparison with other Welsh Local Authorities. The latest data for academic year 2016-17 is detailed below.

4. OUTCOMES:

Following discussion at the Welsh LAC National Steering Group, it was agreed to report Key Stage LAC outcomes for different cohorts of LAC pupils, namely:-

- LAC pupils educated in mainstream
- LAC Pupils with a statement of ALN education in specialist provision
- LAC pupils educated in EOTAS/PRU provision
- Unaccompanied Asylum Seekers who are LAC

Additionally Key Stage 4 outcomes are now going to be reported against the following criteria:-

- LAC Pupils achieving L2+,
- LAC Pupils achieving a qualification
- Capped 9 points score

The latest available national data for comparison is for academic year 2015/16 shows Monmouthshire outcomes compared with the Local Authority outcomes for each Key Stage, as outlined in the following tables:

4.1 Foundation Phase- The table for LAC pupils educated in mainstream provision. There were no LAC pupils at Foundation phase from the other 3 cohorts identified above.

Academic year	2011/12	2012/13	2013/14	2014/15	2015/16	2016/17
Monmouthshire						100% (5/5)
Three year rolling average						100% (5/5)
LA Outcomes						93.8%
LA FSM Outcomes						
Welsh Outcomes						87.3%

All Foundation Phase pupils that were LAC achieved the Foundation Phase Indicator in 2016/17. This compares favourably with 93.8% of all Monmouthshire pupils and 87.3% of all Wales pupils achieving the Foundation Phase Indicator in 2016/17. LAC Pupils performance in this phase was 6.2% higher than the LA figure and 12.7% higher than the Welsh Average for Foundation Phase.

4.2 Key Stage 2- The table for LAC pupils educated in mainstream provision. There were no LAC pupils at Key Stage 2 from the other 3 cohorts identified above.

Academic year	2011/12	2012/13	2013/14	2014/15	2015/16	2016/17
Monmouthshire	80% (4/5)	0	66.7% (2/3)	57.14% (4/7)	66.7% (2/3)	85.7% (6/7)
Three year rolling average		50% (5/10)	54.54% (6/11)	46.15% (6/13)	61.5% (8/13)	70.6% (12/17)
LA Outcomes	86.3%	89.3%	89.5%	92.5%	94.1%	93.2%
LA FSM Outcomes	62.4%	75.8%	70%	81.9%	85.7%	
Welsh Outcomes	82.6%	84.3%	86.1%	87.7%	88.6%	89.5%

85.7% of Key Stage 2 pupils that were LAC achieved the Key Stage 2 Core Subject Indicator in 2016/17. This compares favourably with 93.2% of all Monmouthshire pupils and 89.5% of all Wales pupils achieving the Key Stage 2 Core Subject Indicator in 2016/17. LAC Pupils performance in this phase was 7.5% lower than the LA figure

and 3.8% lower than the Welsh Average for Key Stage 2. Of this small cohort, (each pupil is equivalent to 14.3%) all pupils were in mainstream provision but 1 pupil had a statement of additional learning needs. The 3 year rolling average for LAC pupils' outcomes at the end of Key Stage 2 has risen by 9.1 percentage points to 70.6%.

4.3 Key Stage 3- The table for LAC pupils educated in mainstream provision. There were no LAC pupils at Key Stage 3 from the other 3 cohorts identified above.

Academic year	2011/12	2012/13	2013/14	2014/15	2015/16	2016/17
Monmouthshire	33.33%	50%	57.1% (4/7)	66.67% (4/6)	57.14% (4/7)	50% (3/6)
Three year rolling average		35.3% (6/17)	47.3% (9/19)	57.9% (11/19)	60% (12/20)	57.9% (11/19)
LA Outcomes	77.7%	80.3%	84.2%	90.8%	91.9%	92.7%
LA FSM Outcomes	50%	59.6%	66.3%	62.3%	73.1%	
Welsh Outcomes	72.5%	77%	81%	83.9%	85.9%	87.4%

50% of Key Stage 3 pupils that were LAC achieved the Key Stage 3 Core Subject Indicator in 2016/17. This small cohort (6 pupils) is 42.7% lower than the all Monmouthshire figure 92.7% and 37.4% lower than all Wales pupils achieving the Key Stage 3 Core Subject Indicator in 2016/17. Of this small cohort, (each pupil is equivalent to 16.7%) all pupils were in mainstream provision but 1 pupil had a statement of additional learning needs. The 3 year rolling average for LAC pupils' outcomes at the end of Key Stage 2 has fallen slightly by 2.1 percentage points to 65.2%.

4.4 Key Stage 4- Within Key stage 4 there were LAC pupils educated in mainstream provision, ALN provision and PRU/EOTAS provision

Using the current available data this gives the following:-

LAC pupils educated within mainstream in 2016/17 -cohort size 3

Academic year	2015/16	2016/17
Monmouthshire L2+	3/6 50%	2/3 66.7%
Monmouthshire L1	2/6 33.3%	1/3 33.3%
Qualification	1/6 16.7%	
3 year rolling average L2+		
LA Outcomes at L2+	67%	66.1%
LA FSM Outcomes	31%	
Welsh Outcomes	60.3%	

There were 3 LAC pupils educated within mainstream provision, of these, 2/3 66.7% achieved the L2+ indicator and the other pupil achieved the L1 Threshold. The percentage of LAC pupils educated in mainstream achieving the L2+ compares favourably with the overall LA figure but it is acknowledged that this is a very small cohort.

LAC Pupils with a statement of ALN education in specialist provision in 2016/17 –cohort size 1

Academic year	2015/16	2016/17
Monmouthshire L2+	0/2 0%	0/1 0%
Monmouthshire L1	1/2 50%	0/1 0%
Qualification	1/2 50%	0/1 0%
3 year rolling average L2+		
LA Outcomes at L2+	67%	66.1%
Welsh Outcomes	60.3%	

There was 1 LAC pupil educated within highly specialist ALN provision due to their identified educational needs. This pupil had significant ASD and was placed in a highly specialised 52 week provision which provided educational and social care provision. Due to the nature of this pupils' needs and their reluctance to engage with any educational provision and their highly complex social needs they did not achieve a qualification.

LAC pupils educated in PRU/EOTAS provision in 2016/17 cohort size 2

Academic year	2015/16	2016/17
Monmouthshire L2+	0/1 0%	0/2 0%
Monmouthshire L1	0/1 50%	0/2 0%
Qualification	1/1 100%	1/2 50%
3 year rolling average L2+		
LA Outcomes at L2+	67%	66.1%
Welsh Outcomes	60.3%	

There were 2 LAC pupils educated within PRU/EOTAS provision. One who had previously been in specialist ALN provision for their identified needs and was at risk of permanent exclusion from a special school and the Local Authority worked closely with the special school, the Local Authority where he was resident and Monmouthshire's Pupil Referral Service to develop a bespoke provision so that he could complete his formal education and achieve some qualifications. This pupil did achieve a GCSE English

qualification with the support of Monmouthshire’s Pupil Referral Service and his Personal Advisor. The other LAC pupil was at risk of permanent exclusion from his previous school and Local Authority supported him with a managed move to a Monmouthshire School, but he refused to engage and then withdrew from the process. Staff from the PRU together with colleagues from Social Services attempted to engage him by visiting the home, offering sessions in the PRU centre, within a library. However the pupil didn’t engage with any provision other than attend 1 pastoral support meeting during the whole of year 2016-17. He didn’t achieve a qualification despite all staff efforts from both departments.

In summation the overall picture for LAC Key Stage 4 pupils are as follows:-

	L2+	L1	Qualification
Pupils attending mainstream provision	2/3 66.7%	1/3 33.3%	3/3 100% achieved a qualification
Pupils attending Specialist ALN Provision	0/1	0/1	0/1 0% achieved a qualification
Pupils attending EOTAS/PRU	0/2	0/2	1/2 50% achieved a qualification
Unaccompanied Asylum Seeker Pupils	N/A	N/A	N/A
Total LAC	2/6 33.3%	3/6 50%	4/6 66.7%

Attendance and exclusion data is being finalised. However three LAC pupils were at risk of permanent exclusion this year and in all instances this was avoided. Pupils were provided with provision via the Pupil Referral Service and this was undertaken in conjunction with Social Worker, Pupil and the Pupil’s Parents/Carers.

5. RESOURCE IMPLICATIONS:

5.1 There is no dedicated LACE Officer with the role being subsumed within the Principal Officer Inclusion’s role. The Principal Officer Inclusion will attend National and SEWC LACE meetings and will also prioritise any individual pupil meetings in relation to:-

- Pupil who are risk of exclusion,
- Pupils who are or have become disengaged
- Pupils placed in specialised provision

- 5.2 Pupil Referral Service Administrator is currently processing data and is maintaining tracking sheets for LAC pupils. This is in addition to the existing job description and an honorarium is paid for this and other work.

6 SUSTAINABLE DEVELOPMENT AND EQUALITY IMPLICATIONS:

The Welsh Government has developed funding to target LAC pupils to the SEWC and schools and Local Authorities will need to submit bids to identify how they are going to close the gap between LAC Pupil outcomes and their peers.

- 6.2 Welsh Government are implementing the revised LAC Strategy which covers LAC pupils, Pupils identified under SGO and adopted pupils. Monmouthshire's Principal Officer Inclusion Chairs the Welsh National Strategic Group

7. SAFEGUARDING AND CORPORATE PARENTING IMPLICATIONS

- 7.1 There is a need to ensure that all staff within schools, CYP and SS Directorates are aware of their Corporate Parenting responsibilities to improve the outcomes of Looked After Children.

8. CONSULTEES:

Cabinet Member for Children and Young People

Chief Officer Children and Young People

Directorate Management Team Children and Young People

Head of Children's Services Social Care and Health

Management Information Officer Policy and Performance

Administrator Pupil Referral Service

BACKGROUND PAPERS:

Appendix A - Raising the ambitions and educational attainment of children who are looked after in Wales- Strategy

Appendix B - Raising the ambitions and educational attainment of children who are looked after in Wales- Plan

10. AUTHOR:

Richard Austin Principal Officer Inclusion

11. CONTACT DETAILS:

Tel: 01633 644559

E-mail: richardaustin@monmouthshire.gov.uk

--	--	--	--

Monmouthshire's Scrutiny Forward Work Programme 2017-18

Children and Young People's Select Committee				
Meeting Date	Subject	Purpose of Scrutiny	Responsibility	Type of Scrutiny
26 th October 2017	School Performance Reporting	<p><u>School Performance Reporting</u> (Education Achievement Service Overview Report together with Monmouthshire County Council analysis)</p> <ul style="list-style-type: none"> - Foundation Phase - Key Stage 2 - Key Stage 3 - Analysis of Gender and Free School Meals 	Will Mclean	Performance Monitoring
	School Performance Reporting	<p><u>School Performance Reporting:</u></p> <p>Looked After Children (2016/17 performance)</p>	Will Mclean	Performance Monitoring
	Additional Learning Needs Review (Presentation)	Discussion on emerging themes from the ALN review and next steps.	Will Mclean	Policy Development
Special Meeting 13 th November, 10am	'Delivering Excellence in Children's Services' Programme	<p>Pre-decision scrutiny of key decisions on the workforce and delivery models for:</p> <ul style="list-style-type: none"> - Meeting increasing service demands - ensuring best use of resources in our fostering service - ensuring best use of resources and delivery models for family support services 	Jane Rodgers	Pre-decision Scrutiny
7 th December 2017	Budget Scrutiny for Children's Services	Scrutiny of the Budget proposals relating to the committee's remit for 2018-2019	Mark Howcroft	Budget Scrutiny

Monmouthshire's Scrutiny Forward Work Programme 2017-18

Children and Young People's Select Committee				
Meeting Date	Subject	Purpose of Scrutiny	Responsibility	Type of Scrutiny
	Schools Funding Formula	Scrutiny of proposed changes to the Schools Funding Formula for the funding of Building Maintenance Costs.	Nikki Wellington	Pre-decision Scrutiny
	Performance Report: Children's Services (quarter 2)	Report on the performance of the service area for the previous 6 months. (Invite Jane Rodgers and Cabinet Member)	Richard Jones	Performance Monitoring
1st February 2018	Budget Monitoring - period 7	To review the financial situation for the directorate, identifying trends, risks and issues on the horizon with overspends/underspends).	Mark Howcroft	Budget Monitoring
	Chief Officer's Self-evaluation Report	Annual report of the Chief Officer on progress of the service and future strategic direction.	Will Mclean	Performance Monitoring
Informal meeting with Engage to Change (Monmouthshire's Youth Council) ~ date and timings to be agreed				
22nd March 2018	TBC			
May/June 2018	Budget Monitoring - Period 12	To review the financial situation for the directorate, identifying trends, risks and issues on the horizon with overspends/underspends).	Mark Howcroft	Budget Monitoring

Future Agreed Work Programme Items: Dates to be determined

- **Additional Learning Needs** - Review and provision/ALN Bill/Readiness and training
- **Schools** - quality indicators from new inspection framework/how categorisation works and actions taken to support improvement/EIB and Intervention Monitoring/ Donaldson Report on Successful Futures (Member suggestion to investigate how successfully pioneering schools are measuring their performance in line with curriculum). Review of 21st Century Schools.
- **Service Pressures** for the council and schools.
- **Inclusion updates** - wellbeing/attitudes to learning/supporting the pupil voice

Monmouthshire's Scrutiny Forward Work Programme 2017-18

- **Non-maintained/Early Years** – provision/outcomes/childcare offer
- **National Categorisation/Estyn outcomes** -Progress towards addressing recommendations
- **Post 16 education provision/Apprenticeships/Engagement and progression**
- **Welsh Education Strategic Plan** – annual update
- **Childcare sufficiency** – annual update
- **Play Sufficiency** – annual update
- **New Estyn framework** – suggested 'All Member Seminar'
- **External reference Group** – additional meeting
- **Children's Mental Health and Counselling Services**
- **Well-being reporting (obesity, eating disorders etc)**
- **Gwent Ethnicity Network Grant and support for refugees and asylum seekers**
- **Young Carers Strategy** ~ Implementation of the first year

Joint Scrutiny with Children and Young People's Select Committee:

- ✓ **"Information, Advice and Assistance Service** ~ responsibility of the Social Services and Well-being Act 2014 ~ (January/February 2018)
- ✓ **The implementation of the Social Services and Well-being Act 2014** ~ (October 2017)
- ✓ **Mental Health and Learning Disabilities** ~ linked to implications of the DOLS (Deprivation Liberty Safeguards) Grant
- ✓ **Well-being** ~ responsibilities of the Social Services and Well-being Act 2014 around connected communities and meeting needs

This page is intentionally left blank

Council and Cabinet Business – Forward Plan

Monmouthshire County Council is required to publish a Forward Plan of all key decisions to be taken in the following four months in advance and to update quarterly. The Council has decided to extend the plan to twelve months in advance, and to update it on a monthly basis.

Council and Cabinet agendas will only consider decisions that have been placed on the planner by the beginning of the preceding month, unless the item can be demonstrated to be urgent business

Subject	Purpose	Consultees	Author
MARCH 2017 - CABINET			
Welsh Church Fund Working Group	The purpose of this report is to make recommendations to Cabinet on the Schedule of Applications 2016/17 meeting 5 held on the 19 th January 2017.		Dave Jarrett
Outcomes of the Recycling Review.	Cabinet to agree the Final Business Case determining the outcomes of the Recycling Review.		Rachel Jowitt
Safeguarding Progress Report			Teresa Norris
Effectiveness of Council Services: Quarter 3 Progress			Matt Gatehouse
Cemeteries - amendments to charging policy			Deb Hill Howells
The Knoll, Abergavenny Section 106 funding			Mike Moran

Subject	Purpose	Consultees	Author
ADM – Business Case			Tracey Thomas
EAS Business Case			Will Mclean
Community Governance			Will Mclean
2017/18 Education and Welsh Church Trust Funds Investment and Fund	The purpose of this report is to present to Cabinet for approval the 2017/18 Investment and Fund strategy for Trust Funds for which the Authority acts as sole or custodian trustee for adoption and to approve the 2017/18 grant allocation to Local Authority beneficiaries of the Welsh Church Fund.		Dave Jarrett
8th MARCH 2017 – INDIVIDUAL CABINET MEMBER DECISION			
Private sector housing enforcement			Huw Owen
PSPO x 2: Fairfield Car Park and Abergavenny Skate Park			Andrew Mason
Homeless Reserve Fund			Ian Bakewell
Fostering Fees Review			Claire Marchant
Accounts Payable Strategy – Further automation of the procedure to process payment			Lisa Widenham
Appropriation of the land at Rockfield Farm, Undy	From County farms use to planning use		Gareth King
Cemeteries – amendments to charging policy			Deb Hill Howells
Direct Care Leadership Restructure			Colin Richings
Transport Policy			Clare Morgan
Disposal of land on Garden City Way for Affordable Housing			Ben Winstanley

Subject	Purpose	Consultees	Author
Cae Maldon Bus Routes			Christian Schmidt
Monmouthshire Museums Centralisation of Staffing Structure			Cath Fallon
9TH MARCH 2017 - COUNCIL			
Council Tax Resolution 2017/18 and Revenue and Capital Budgets 2017/18	To set budget and Council tax for 2017/18		Joy Robson
Treasury Management Strategy 2017/18	To accept the annual Treasury Management Strategy		Joy Robson
Asset Investment Strategy			Peter Davies
Outcome of Recycling Review	To agree the Final Business Case determining the outcomes of the Recycling Review.		Rachel Jowitt
Procurement Strategy for Household Waste Recycling Centre, Transfer Stations and Residual Haulage.	For Council to approve the procurement strategy and affordability envelope for the procurement of a new contract running from 2018-2030 (7 years plus 5 years extension possibility).		Rachel Jowitt
Approval of Car Park Capital Budget in 2017/18			Roger Hoggins
20TH MARCH 2017 - COUNCIL			
ADM Business Case			Tracey Thomas
Pay Policy			Tracey Harry/Sally Thomas
Well-being Assessments for the county and Objective setting for the Council	i) Well-being of Future Generations Assessment (author Matthew Gatehouse) ii) Population Needs Assessment (authors Matthew Gatehouse/Phil Diamond) iii) Council's Well-being Objectives and Plan (author Matthew Gatehouse/Richard Jones) iv) Biodiversity and Ecosystem Resilience Forward Plan (author Matthew Lewis)		Matt Gatehouse
Safeguarding Progress Report			Teresa Norris
Position Statement report			Geoff Burrows

Subject	Purpose	Consultees	Author
re: Social Services			
Council Diary			Nicola Perry
Chief Office CYP Appointment			Tracey Harry
WAO Kerbcraft			Clare Marchant
Community Governance			W. McLean
29th MARCH 2017 – INDIVIDUAL CABINET MEMBER DECISION			
Contracts Manager – Adult and Children’s Commissioning			Ceri York
Proposed 40 Mph Speed Limit Portal Road And Link Road Monmouth			Paul Keeble
Food Law enforcement policy - Monmouthshire & alternative to prosecution policy (mapp)			David H Jones
To make Permanent the current temporary post of the Carers Services Development Manager			Kim Sparrey
Staffing Restructure: Development Management Team			Mark Hand
Staffing Restructure: Planning Policy Team			Mark Hand
Monmouthshire Lettings Service			Steve Griffiths
Permanent appointment of Temporary Admin Support post (RBC13A).			Nigel George
5th APRIL 2017 - CABINET			

Subject	Purpose	Consultees	Author
Introduction of a fast-track service in relation to pre-application advice; lawful development certificates and compliance letters, and amendments to pre-application fees			Mark Hand
12th APRIL 2017 – INDIVIDUAL CABINET MEMBER DECISION			
Young Carers' Strategy 2017 -20			Kim Sparrey
Supporting People Plan and Grant Spend			Chris Robinson
Additional Grant Funding for Local Authority to deliver the High St Rates Relief Scheme			Ruth Donovan
Proposed re-alignment of the Estates team to meet budget mandate savings	Cllr Murphy		Deb Hill- Howells
Living Levels Landscape Partnership:	Cllr P Hobson		Matthew Lewis
Flexible Early Retirement – Planning Services			Mark Hand
Introduction of a fast-track service in relation to pre-application advice; lawful development certificates and compliance letters, and amendments to pre-application fees			Mark Hand
26th APRIL 2017 – INDIVIDUAL CABINET MEMBER DECISION			
Welfare Rights Review	ITEM DEFERRED TO 24/5/17		Tyrone Stokes

Subject	Purpose	Consultees	Author
Proposed 20 MPH Speed Limit, A472 Usk	Cllr B Jones		Paul Keeble
Community Hubs Restructure	Cllr RJB Greenland		Deb Hill Howells
Monmouthshire Local Development Plan Draft Sustainable Tourism Accommodation Supplementary Planning Guidance	Cllr B Greenland		Martin Davies
Monmouthshire Local Development Plan Rural Conversions To A Residential Or Tourism Use (Policies H4 & T2) Supplementary Planning Guidance	Cllr B Greenland		Martin Davies
16TH MAY 2016 – ANNUAL MEETING			
18TH MAY 2017 – DEFERRED BUSINESS COUNCIL			
24TH MAY 2017 – INDIVIDUAL CABINET MEMBER DECISION			
Welfare Rights Review			Tyrone Stokes
Event Opportunities – Summer 2017			Dan Davies
A40/A466 Wyebridge, Monmouth – Proposed Junction Improvement			Paul Keeble
Proposed acquisition of land Magor			Deb Hill Howells
7TH JUNE 2017 – CABINET			

Subject	Purpose	Consultees	Author
To approve the Corporate Safeguarding Policy			Teresa Norris / Claire Marchant
Anti Fraud, Bribery & Corruption Policy Statement – REVISED AND UPDATED			Andrew Wathan
Welsh Language Progress Report.			Alan Burkitt
Highway Grant and Section 106 budgets			Paul Keeble
Welsh Church Fund Working Group	The purpose of this report is to make recommendations to Cabinet on the Schedule of Applications for the Welsh Church Fund Working Group meeting 5 of the 2016/17 financial year held on the 20 th March 2017.		Dave Jarrett
Revenue & Capital Monitoring 2016/17 Outturn Forecast Statement	To provide Members with information on the outturn position of the Authority for the 2016/17 financial year		Mark Howcroft
CYP Support Services Re-Structure	To propose a restructure within CYP support services to achieve saving from the Medium Term Financial Plan		Nikki Wellington / Sharon Randall Smith
14TH JUNE 2017 – INDIVIDUAL CABINET MEMBER DECISION			
Sale of Freehold of Land at Plot 9a Wonastow Rd, Monmouth	The sale of the Freehold has been agreed subject to approval to Mandarin Stone who currently lease the area on a long lease from MCC.		Nicola Howells
Installation of charging points for electric cars in MCC public car parks	To seek approval for the installation of charging points for electric cars in MCC car parks in the county.		Roger Hoggins
Release of restrictive covenant at Former Abergavenny Magistrates Court and Police Station.			Nicholas Keyse

Subject	Purpose	Consultees	Author
28th JUNE 2017 – INDIVIDUAL CABINET MEMBER DECISION			
Social Housing Grant			Shirley Wiggam
Proposed Reduction in the size of the Brecon Beacons National Park Authority	To respond to Welsh Government Consultation on the Proposed Reduction in the size of the Brecon Beacons National Park Authority	CLLR BRYAN JONES	Matthew Lewis
29TH JUNE 2017 - COUNCIL			
CCTAudit Committee Zero Hour Contracts Report			Philip White
Audit Committee Annual Report			Philip White
5TH JULY 2017 – CABINET			
Update and approval of matters arising from the Safeguarding arrangements action plan – kerbcraft scheme			Roger Hoggins / Paul Keeble / Graham Kinsella
Youth Enterprise – European Structural Fund (Esf) Programmes - Inspire2work Extension.			Cath Fallon
Annual Report of the Director of Social Services			Claire Marchant
12TH JULY 2017- INDIVIDUAL CABINET MEMBER DECISION			
14th JULY 2017 - SPECIAL CABINET			
CSC (Compound Semi-Conductor) Project			Peter Davies
26TH JULY 2017 – INDIVIUDAL CABINET MEMBER DECISION			
Allocation of funding to Develop a Town Centre Regeneration Plan, Caldicot			Roger Hoggins
10C Severnbridge Industrial Estate, Caldicot.		Cllr Murphy	Deb Hill Howells

Subject	Purpose	Consultees	Author
Raglan Village Hall Progress Update		Cllr Murphy	Deb Hill Howells
Disposal of agricultural land in Goytre on the open market'		Cllr Murphy	Gareth King
Youth Enterprise – European Structural Fund (Esf) Programmes – Inspire Programmes – Finance Officer Re-Evaluation			Cath Fallon
Rural Development Programme – New Post (Internal Secondment) Pollinator Project Coordinator			Cath Fallon
27TH JULY 2017 - COUNCIL			
Annual Report of the Director of Social Services			Claire Marchant
Safeguarding Policy			Cath Sheen
Monmouth Pool			Ian Saunders
9TH AUGUST 2017 – INDIVIDUAL CABINET MEMBER DECISION			
Caldicot Town Team Funding - Enhancement of Pedestrian Area, Newport Road, Caldicot.			Judith Langdon
9TH AUGUST 2017 – SPECIAL CABINET			
Senior Leadership Realignment			Kellie Beirne
23RD AUGUST 2017 – INDIVIDUAL CABINET MEMBER DECISION			
RDP funded Temporary Part time Coach Tourism Visitor Information Officer Post			Nicola Edwards

Subject	Purpose	Consultees	Author
Staffing Restructure: Development Management Team			Mark Hand
Senior Social Worker Post in the Adult Disability Service, focussing on Continuing Health Care (CHC) Issues			Mike Logan
6TH SEPTEMBER 2017 – CABINET			
Welsh Church Fund Working Group	The purpose of this combined report is to make recommendations to Cabinet on the Schedule of Applications 2017/18, meeting 1 held on the 29 th June and meeting 2 held on 27 th July 2017.		Dave Jarrett
Contaminated Land Inspection Strategy			Huw Owen
Community Engagement Review Update/Whole Place and Partnerships Team restructure			Cath Fallon
Update on Fair Funding Regulations for Schools in a deficit budget	To inform members of the current requirements through the fair funding regulations for schools that are reporting a deficit budgets and the actions required to address		Nikki Wellington
To declare surplus the former sextons lodge at Chepstow Cemetery, Chepstow	To declare the property surplus following the retirement of the previous sexton at the Chepstow Cemetery to enable the Council to begin the disposals process		Gareth King
Budget Monitoring report – period 2	The purpose of this report is to provide Members with information on the forecast outturn position of the Authority at end of month reporting for 2016/17 financial year.		Joy Robson/Mark Howcroft
Section 106 Gilwern School			Richard Morgan

Subject	Purpose	Consultees	Author
13TH SEPTEMBER 2017 – INDIVIDUAL CABINET MEMBER DECISION			
DELIVERING SAVINGS – POLICY AND PERFORMANCE			Matt Gatehouse
21ST SEPTEMBER 2017 – COUNCIL			
MCC Audited Accounts 2016/17 (formal approval)	To present the audited Statement of Accounts for 2016/17 for approval by Council		Joy Robson
Stage 2 Improvement Plan 2016/17	To seek council approval of the Stage 2 Improvement Plan for 2016/17.		Richard Jones
Payment Guarantee by MCC to WG – City Deal Compound Semiconductor Project.			
ISA260 report – MCC Accounts –	To provide external audits reports on the Statement of Accounts 2016/17		Joy Robson
27TH SEPTEMBER 2017 – INDIVIDUAL CABINET MEMBER DECISION			
Transition of existing DPPOs into PSPOs			Andrew Mason (29/8/17)
MONMOUTHSHIRE FAIRTRADE COUNTY RENEWAL			Hazel Clatworthy (04/9/17)
4TH OCTOBER 2017 – CABINET			
Cash Receipting System Tender	To seek approval and funding for Authority's replacement cash receipting system		Ruth Donovan
Welsh Church Fund Working Group	The purpose of this report is to make recommendations to Cabinet on the Schedule of		Dave Jarrett

Subject	Purpose	Consultees	Author
	Applications 2017/18, meeting 3 held on the 21 st September 2017.		
Volunteering Policy			Owen Wilce
Framework for a Corporate Plan and Enabling Strategies		P. Jordan	Kellie Beirne
21st Century Schools Programme – Strategic Outline Programme (SOP) Band B Update			Will McLean
11TH OCTOBER 2017 – INDIVIDUAL CABINET MEMBER DECISION			
Revised Information Strategy following Audit Committee on 19 th Sept			Sian Hayward
Services fit for the future – Quality and governance in health and care in Wales			Claire Marchant
Severn View Contracted Bank			Sian Gardner
Gwent (Lrf) Local Resilience Forum : Coordinator Officer Post		P Murphy	Ian Hardman
Monmouthshire Local Development Plan Annual Monitoring Report			Mark Hand Rachel Lewis (25/09/17)
Fairness at Work (Grievance) Policy		P Murphy	Sally Thomas (26/09/17)

Subject	Purpose	Consultees	Author
25TH OCTOBER 2017 – INDIVIDUAL CABINET MEMBER DECISION			
Re-evaluation of Youth Service			Josh Klein
Reorganisation of Direct Payments Team in Social Services			Mike Logan
1ST NOVEMBER 2017 – CABINET			
Outline of Budget Process 2018/19			Joy Robson
Review of Obstructions in the Public Highway policy			Roger Hoggins
Disposal of Former County Hall site. Croesyceiliog'			Roger Hoggins
Volunteering Policy			Sally Thomas
Crick Road Disposal			Deb Hill Howells
8TH NOVEMBER 2017 – INDIVIDUAL CABINET MEMBER DECISION			
Adoption of Highway Management Plan including appointment of Highway Asset Inspector and changes to Asset Planning Officer posts			Paul Keeble
Rural Conversions to a Residential or Tourism Use SPG.			Rachel Lewis
Sustainable Tourism Accommodation SPG			Rachel Lewis
9TH NOVEMBER 2017 – COUNCIL			
Recycling Review – Final	For Council to receive the FBC for the Recycling		Rachel Jowitt

Subject	Purpose	Consultees	Author
Business Case and Approval for Capital Expenditure	Review and to approve the expenditure required for successful implementation.		
22ND NOVEMBER 2017– SPECIAL CABINET			
Capital Budget Proposals	To outline the proposed capital budget for 2018/19 and indicative capital budgets for the 3 years 2019/20 to 2021/22		Joy Robson
MTFP and Budget Proposals for 2018/19	To provide Cabinet with Revenue Budget proposals for 2018/19 for consultation purposes		Joy Robson
Review of Fees and Charges	To review all fees and charges made for services across the Council and identify proposals for increasing them in 2018/19		Joy Robson
22ND NOVEMBER 2017– INDIVIDUAL CABINET MEMBER DECISION			
6TH DECEMBER 2017 – CABINET			
Council Tax base 2018/19 and associated matters	To agree the Council Tax Base figure for submission to the Welsh Government, together with the collection rate to be applied for 2018/19 and to make other necessary related statutory decisions.		Sue Deacy/Wendy Woods
Alternative Delivery Model			Tracey Thomas
Safeguarding Evaluation and Progress Report			Diane Corrister
Re-provision of Severn View			Colin Ritchings
Welsh Church Fund Working Group	The purpose of this report is to make recommendations to Cabinet on the Schedule of Applications 2017/18, meeting 4 held on the 9 th November 2017		Dave Jarrett
Delivering Excellence in Children's Services'	<ul style="list-style-type: none"> - Our fostering service. - Delivery models for family support. - Meeting increasing service demands 		Claire Robins
13TH DECEMBER 2017 – INDIVIDUAL CABINET MEMBER DECISION			

Subject	Purpose	Consultees	Author
Local Government (Wales) Act 1994 The Local Authorities (Precepts)(Wales)Regulations 1995	To see approval of the proposals for consultation purposes regarding payments to precepting Authorities during 2018/19 financial year as required by statute		Joy Robson
14TH DECEMBER 2017 - COUNCIL			
Update to Constitution			Rob Tranter
Appointment of the Preferred Bidder for the Heads of the Valleys Food Waste Treatment Procurement			Rachel Jowitt
Alternative Delivery Model			Tracey Thomas
30RD JANUARY 2018 – INDIVIDUAL CABINET MEMBER DECISION			
10TH JANUARY 2018 – CABINET			
Welsh Church Fund Working Group	The purpose of this report is to make recommendations to Cabinet on the Schedule of Applications 2017/18, meeting 5 held on the 14 th December 2017		Dave Jarrett
Accommodation Review			Deb Hill Howells
Budget Monitoring Report – Period 7	The purpose of this report is to provide Members with information on the forecast outturn position of the Authority at end of month reporting for 2016/17 financial year.		Joy Robson/Mark Howcroft
Proposed changes to the Schools Funding Formula for the funding of Building Maintenance Costs.	Seeking approval to reduce the funding of building maintenance costs for our new schools		Nikki Wellington
17TH JANUARY 2018 – INDIVIDUAL CABINET MEMBER DECISION			
Local Government	To seek members approval of the results of the		Joy Robson

Subject	Purpose	Consultees	Author
(Wales)Act 1994 The Local Authorities (Precepts)(Wales)Regulations 1995	consultation process regarding payment to precepting Authorities for 2018/19 as required by statute		
18TH JANUARY 2018 - COUNCIL			
Council Tax Reduction Scheme 2018/19			Ruth Donovan
31ST JANUARY 2018 – INDIVIDUAL CABINET MEMBER DECISION			
7TH FEBRUARY 2018 – CABINET			
Final Draft Budget Proposals or recommendation to Council			Joy Robson
14TH FEBRUARY 2018 – INDIVIDUAL CABINET MEMBER DECISION			
S106 funding: Pen y Fal bridge repairs	To draw down appropriate S106 funding to fund the repairs to the footbridge at the Pen y Fal development in Abergavenny.		Rachel Jowitt
22ND FEBRUARY 2018 – COUNCIL			
28TH FEBRUARY 2018 – INDIVIDUAL CABINET MEMBER DECISION			
1ST MARCH 2018 - COUNCIL			
Council Tax Resolution 2018/19			Ruth Donovan
7TH MARCH 2018 - CABINET			
2018/19 Education and Welsh Church Trust Funds	The purpose of this report is to present to Cabinet for approval the 2018/19 Investment and Fund		Dave Jarrett

Subject	Purpose	Consultees	Author
Investment and Fund Strategies	Strategy for Trust Funds for which the Authority acts as sole or custodian trustee for adoption and to approve the 2017/18 grant allocation to Local Authority beneficiaries of the Welsh Church Fund.		
14TH MARCH 2018 – INDIVIDUAL CABINET MEMBER DECISION			
28TH MARCH 2018 – INDIVIDUAL CABINET MEMBER DECISION			
11TH APRIL 2018 - CABINET			
Welsh Church Fund Working Group	The purpose of this report is to make recommendations to Cabinet on the Schedule of Applications 2017/18, meeting 6 held on the 22 nd February 2018		Dave Jarrett
D			
18TH APRIL 2018 – INDIVIDUAL CABINET MEMBER DECISION			
D			
19TH APRIL 2018 - COUNCIL			
Public Service Board: Well-being Plan for Monmouthshire			Matt Gatehouse (added 29/8/17)
9TH MAY 2018 – INDIVIDUAL CABINET MEMBER DECISION			

Hannah Jones would like to come to Cabinet in July 2018 to update on Youth Enterprise - European Structural Fund (ESF) Programmes - Inspire2Work extension (originally brought to Cabinet July 2017).

This page is intentionally left blank